



UNIT 22 | SESSION 2

JESUS HEALED AND FORGAVE

MATTHEW 9; MARK 2; LUKE 5

KEY PASSAGE:

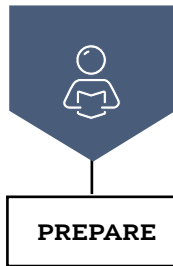
John 1:18

BIG PICTURE QUESTION:

Is Jesus God or a human? As the Son of God, Jesus is both fully God and fully human.

CHRIST CONNECTION:

The man who was paralyzed needed to be healed. Jesus did something even greater; Jesus forgave his sins, and then He healed the man. Because Jesus is God, He has the power and authority to heal and forgive. Jesus forgives everyone who trusts in Him.



PRIOR TO TEACHING THE SESSION



LEADER Bible Study

As Jesus worked miracles, people were curious and amazed. Large crowds started following Him. Among those most interested in the works of Jesus were the Jewish leaders who looked unfavorably upon both the actions of Jesus and the following that He was gaining. Though they were interested, they felt increasingly threatened.

The Pharisees and teachers had gathered to see the power of Jesus for themselves and would later attempt to build a case against Him. But Jesus' authority to forgive sins served to reveal their hardness of heart and evil intentions.

When Jesus told a paralyzed man that his sins were forgiven and then asked these religious men the question, "Which is easier ... ?," the point wasn't for them to do a scientific assessment to determine which act required greater power. The point was to show them His authority. Therefore, Jesus followed His question with the true answer: "But that you may know that the Son of Man has authority on earth to forgive sins." He commanded the man to get up and walk.

Jesus affirmed His authority to forgive sins by healing the paralyzed man. All of Jesus' miracles provided the evidence for His teachings and His authority. What's more, Jesus' authority is not constrained to only

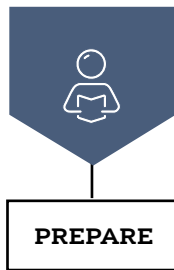
the physical world, but also reaches deep into the spiritual component of every person. While healing the man's physical condition was a beautiful act of grace, what the man needed most was to have his sins forgiven. And this was the truth the religious leaders' hard hearts failed to understand.

As we reflect on Jesus' words in this passage, we can ask Him to examine our hearts. Unlike the religious leaders, whose prideful hearts kept them from submitting to Christ's authority, we can joyfully ask the Lord to reveal any sin. Then by His grace, we can repent and find forgiveness.

Just as Jesus demonstrated His authority to forgive the man's sins by offering the evidence of healing, so has He also shown us His power to forgive our sins through the cross. Not only can we be confident that He will forgive, but we can rejoice that He has met our greatest need.

TERMS TO KNOW

Forgiveness: term used to indicate pardon for a fault or offense; to excuse from payment for a debt owed



PRIOR TO TEACHING THE SESSION

GATHER Supplies

Keep a regular supply of the following items available at all times: Bibles, pens or pencils, markers, crayons, colored pencils, scissors, glue or tape, paper.



WELCOME

Activity Page

- ☐ “Get to Jesus” activity page

Session Starter (Option 1)

- ☐ toy car with wheels
- ☐ toy car without wheels

Session Starter (Option 2)

- ☐ small rectangular pieces of cardboard, 1 per group
- ☐ strips of yarn, 4 per group
- ☐ hole punches, 1 per group
- ☐ wooden blocks, 1 per group



LEARN

Introduce the Session

- ☐ countdown video

Big Picture Question

- ☐ Big Picture Question Poster

Review the Timeline

- ☐ Giant Timeline

Tell the Bible Story

- ☐ “Jesus Healed and Forgave” video
- ☐ Bible Story Picture Poster
- ☐ picture of a house during Jesus’ ministry (optional)
- ☐ New Testament Israel Map (optional)

Questions from Kids

- ☐ “Unit 22, Session 2” questions from kids video

Missions Moment

- ☐ “North Africa and Middle East Map” printable

Key Passage Activity

- ☐ Key Passage Poster
- ☐ “No One (John 1:18)” song
- ☐ worship song of your choice (optional)
- ☐ roll of elastic bandage



LOVE

Review & Bible Skills

- ☐ Small Group Timeline and Map Set (optional)



LIVE

Activity Choice (Option 1)

- ☐ coffee beans, 2 or 3 different types
- ☐ cups, 2 or 3

Activity Choice (Option 2)

- ☐ Big Picture Question Poster
- ☐ “Forgiven Bible Search” printable, 1 per group

Reflection and Prayer

- ☐ Bible Story Coloring Page (optional)



WELCOME Kids

Greet each kid as he or she arrives. Use this time to collect the offering, fill out attendance sheets, build relationships, and help new kids connect to your group.

SAY “Tell me about a time you were in a crowded place. Maybe you were at a fun event or a theme park. Did the crowd block your view? Did you do anything to better see?”

1 ACTIVITY PAGE (5 minutes)

Invite kids to complete “Get to Jesus” on the activity page.

SAY “In today’s story, we will hear about a group of friends who did everything they could to get their friend to Jesus because they believed Jesus could heal him.”

2 SESSION STARTER (10 minutes)

☐ OPTION 1: WE NEED FORGIVENESS



Before the session, write God on a piece of paper and tape the paper to the lower part of a wall. Stand in front of the kids and hold up a toy car without wheels. Ask kids to look at the car and determine what is wrong with the car. Ask kids to tell you if the car would be able to move without wheels. Invite a kid to try to roll the car to the paper labeled God. Tell kids that because of sin, we are like a car with no wheels—we have no way to get to God.

Hold up a new car with wheels. Ask kids what is different about this car. Roll the car to the paper labeled God. Tell kids that when we accept Jesus as our Savior, we are forgiven and are able to come to God. Explain that we do nothing to earn our way to God, but Jesus makes us new and brings us to God by faith in Him.

SAY “In today’s Bible story, a man wanted to be healed similar to how the car needed to be fixed. But Jesus reminds us that what everyone needs most is to be forgiven of their sins. Let’s learn about how Jesus forgives.”

☐ OPTION 2: LOWER DOWN

Form kids into groups of four and seat them at tables. Provide each group with a small rectangular piece of cardboard, four strips of yarn, a hole punch, and a small wooden block. Guide the groups to punch a hole in each corner of the cardboard and tie a strip of yarn through the hole so kids can hold up the cardboard with the yarn. Lead kids to place the wooden block on the cardboard.

Direct each kid in the group to hold a piece of yarn and slowly lower the cardboard down to the floor without letting the block fall off. If the block falls off, lead kids to try again.

SAY “You had to be careful to work together to lower the block down to the floor without it falling off the cardboard. In today’s Bible story, four men worked together to lower their friend through a roof to Jesus. The men believed that Jesus could heal their friend, and they did what they could to get their friend to Jesus. Let’s read our Bible story to learn if Jesus healed the man.”

Transition from **WELCOME** to **LEARN**





THE STORY OF THE GOSPEL

INTRODUCE the Bible Story

1 INTRODUCE THE SESSION (3 minutes)

Show the countdown video as you transition to introduce the Bible story. Set it to end as the session begins.

SAY “ Welcome, kids! I am so glad you are here. My name is **[your name]**, and I am so happy to study God’s Word with you today. If you have your Bible will you take it out? **[Distribute Bibles to kids who need one.]**

We have been learning stories from the New Testament, particularly in the Gospels. Can anyone tell me the four Gospel books? **[Allow responses.]** Yes, Matthew, Mark, Luke, and John are the four books of the Gospels. These books help us know about Jesus’ time on earth. While Jesus was on earth, He performed miracles because He wanted to show that He is both fully God and fully man. Since Jesus is fully God and fully man, the greatest miracle He can offer us is forgiveness and salvation by faith in Him. ”

2 BIG PICTURE QUESTION (1 minute)

SAY “ Let’s review our big picture question and answer. Our big picture question is, **Is Jesus God or human?** Do you remember the answer? **[Allow responses.]** **As the Son of God, Jesus is both fully God and fully human.**

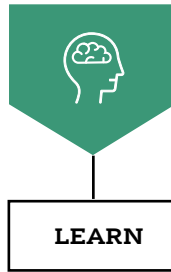
Jesus walked this earth with a real human body like ours. He ate meals, traveled, grew tired and hungry, and experienced joy and sadness. He is human like us in every way, except He never sinned. But Jesus is also fully God. Everything that God is, Jesus is too. And because Jesus is fully God, He has the power to forgive sins. Let’s say our big picture question and answer together. **Is Jesus God or human? As the Son of God, Jesus is both fully God and fully human.** ”

3 REVIEW THE TIMELINE (1 minute)

Show the giant timeline. Point to individual Bible stories as you review.

SAY “ During Jesus’ time on earth, He performed many miracles. Did you know the Bible tells us that Jesus did so many amazing things that the world couldn’t hold all the books about His works? Jesus’ miracles proved that He is God.

We learned last week that Jesus has all power and control to stop a storm. Just by speaking He was able to calm the wind and the waves. Today, we will learn about another miracle Jesus did and how this miracle also proves Jesus is God. ”



THE STORY OF THE GOSPEL

LEARN the Bible Story

1 TELL THE BIBLE STORY: VIDEO OR STORYTELLER (10 minutes)

Open your Bible to Matthew 9; Mark 2; Luke 5. Use the Bible storytelling tips to help you tell the story, or show the Bible story video “Jesus Healed and Forgave.” Use the bold text to retell or review the story.

JESUS HEALED AND FORGAVE

“ Jesus traveled home to the town of Capernaum (kuh PUHR nay uhm). When the people in the town heard that Jesus was there, they gathered at a house to hear Him teach. Pharisees and other teachers of the law had traveled from villages all over Galilee and Judea. Some even came from Jerusalem to hear Jesus. So many people came that they stood in the doorway, and there was no more room for anyone else.

Four men came to the house. They were carrying their friend on a mat because he could not walk. They wanted Jesus to heal him, but they could not get through the crowd. So the men carried their friend up to the roof. They took off part of the roof above Jesus. Then they lowered their friend so that he was right in front of Jesus.

Jesus saw that the friends had faith, and He told the man lying on the mat, “Young man, your sins are forgiven!” When the religious leaders heard this, they thought, Who does Jesus think He is? He is being disrespectful to God! Only God can forgive sins.

Jesus knew what the religious leaders were thinking. He said to them, “Why are you thinking like that? Is it easier for Me to say to this man, ‘Your sins are forgiven,’ or ‘Get up and walk?’”

As God’s Son, Jesus had the power to forgive people’s sins. But how could He prove that the man’s sins were really forgiven? Jesus showed His power on earth to forgive sins by turning back to the man on the mat and saying, “Get up, pick up your mat, and go home.”

The man who had been unable to walk immediately got up. He picked up his mat, and he went home, just like Jesus commanded.

Everyone in the crowd saw what happened, and they could hardly believe what they had seen. They praised God and said, “We have never seen anything like this!”

Christ Connection: The man who was paralyzed needed to be healed. Jesus did something even greater; Jesus forgave his sins, and then He healed the man. Because Jesus is God, He has the power and authority to heal and forgive. Jesus forgives everyone who trusts in Him. ”

STORYTELLING TIPS

Use visuals: Display a picture of a house during Jesus’ time, so kids can have an idea of what it might have been like in the house where today’s story takes place.

Display a map: Display the New Testament Israel Map and point to the location of Capernaum (C6) where this story took place. Remind kids that this story really happened in a real location.



THE STORY OF THE GOSPEL

2 REVIEW THE BIBLE STORY

SAY “ Jesus traveled around teaching people about God’s kingdom and performing miracles. People began hearing all that Jesus was doing and wanted to see it for themselves. It was very crowded in the center of Capernaum as Jesus taught. The four men could not get their friend, who could not walk, to Jesus. Why did the four men bring their friend to Jesus? **[Allow responses.]** The four friends believed that Jesus could heal their friend and they did everything they could to get him to Jesus.

The Bible tells us that the men got their friend to Jesus by lowering him through the roof. When Jesus spoke to the man, did He tell the man that his body was healed? **[Allow responses.]** No, Jesus said that His sins were forgiven. Jesus knew that it was important for the man to be healed, but it was most important that the man’s sins were forgiven. Only God can forgive sins, so by forgiving this man’s sins, Jesus again proved that He is God.

Did Jesus heal the man who could not walk? **[Allow responses.]** Yes! Jesus not only forgave the man’s sins, but healed his body so he could walk again. Jesus cares about our physical needs, but He knows that what we need most is to have our sins forgiven so that we can be with God forever.

We are all sinners, and we all need to have our sins forgiven like the man in the story. There is nothing we can do to earn forgiveness for our sins. Only Jesus has the authority and power to forgive sins and save people. ”

3 CHRIST CONNECTION

SAY “ The man who was paralyzed needed to be healed. Jesus did something even greater; Jesus forgave his sins, and then He healed the man. Because Jesus is God, He has the power and authority to heal and forgive. Jesus forgives everyone who trusts in Him. ”

(Tip: Use Scripture and the Gospel Plan Poster to explain how to become a Christian. Make sure kids know when and where they can ask questions.)

4 QUESTIONS FROM KIDS (3 minutes)

Show the “Unit 22, Session 2” questions from kids video. Prompt kids to discuss:

1. Can’t Jesus just forgive everyone? Do we really need to ask for forgiveness?
2. How can you help others understand their need to ask Jesus for forgiveness?

5 MISSIONS MOMENT (3 minutes)

Display the “North Africa and Middle East Map” printable as you tell the kids that the Middle East and North Africa consists of many different countries. Tell kids that while Arabic is the most spoken language of the region, other widely spoken languages include Persian, Turkish, Berber, Kurdish, French, and English. Mention to the kids that there are many different people groups who live in the Middle East and North Africa.

SAY “ One group of people who live in eastern Sudan are the Rashaida (ruh SHEE duh). The



THE STORY OF THE GOSPEL

Rashaida people are known for their hospitality to guests as they offer shelter from the sun and offer tea, coffee, and meats to their guests. [Point to Sudan on the map.] However, their everyday lifestyle makes it difficult for Christians to meet and live among them. ”

Pray that God will provide a way for Christians to live among the Rashaida and build relationships with them. Pray that the people will want to know God and follow His Son, Jesus. Ask God to use the people's gifts of hospitality to welcome others who want to tell them about Jesus.

6 KEY PASSAGE ACTIVITY (5 minutes)

Show the key passage poster. Lead kids in reading aloud John 1:18 together.

SAY “ Today’s story reminded us that Jesus is both fully God and fully man. Let’s continue learning our key passage that helps us remember this truth. ”

Lead kids to form a large circle. Give one kid a roll of elastic bandage. Direct him to take one end of the bandage, say the first word of the key passage, and then toss the roll of bandage to another kid. Direct kids to continue doing this until kids say the entire verse. Once it is complete, the kids should have created a web with the bandage. Repeat as time allows.

SAY “ This bandage web reminds us that Jesus has the power to heal every sinful heart of every person in this room. Jesus wants to heal our sinful hearts by forgiving our sin when we believe in Him. What we need most is Jesus’ forgiveness. ”

Lead kids to sing “No One (John 1:18).” You may also choose to sing a worship song of your choice.

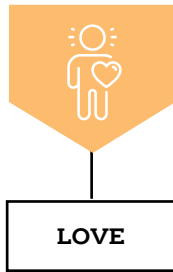
7 PRAY (2 minutes)

Invite kids to pray before transitioning to Love.

SAY “ Lord, thank You for healing and forgiving us. Thank You for sending Jesus to earth to take the punishment we deserve. Help us share Your love and forgiveness with other people. In Jesus’ name, amen. ”

Transition from **LEARN** to **LOVE**





THE GOD OF THE GOSPEL

LOVE God by Applying the Story

1 REVIEW & BIBLE SKILLS (5 minutes)

Distribute Bibles. Guide kids to open their Bibles to Luke 5. Explain that today's story took place in the town of Capernaum. Tell kids that Jesus performed many miracles in Capernaum and that it was also the home of Peter and Andrew, two of Jesus' disciples. Consider pointing out Capernaum (C6) on the New Testament Israel Map.

Choose a volunteer to read aloud Luke 5:24 or ask the kids to follow along as you read the verses aloud.

SAY “Only God has the power to forgive sins. Jesus not only healed the man in today's story, but He also forgave his sins. This showed everyone that Jesus was more than just a good man or an excellent teacher—He is God.

God is righteous. That means that He never sins and will not tolerate sin. He alone has the power and authority to forgive sins. The Bible tells us that we have all sinned and because of sin, we are separated from God. But because of Jesus, we do not have to remain separated from God. Jesus came to earth as a man and died on the cross to pay for our sins. All we have to do is accept the gift of forgiveness God offers us through Jesus.”

2 GROUP DISCUSSION (10 minutes)

Ask the following questions. Lead the group to discuss.

SAY “Jesus forgave the sins of the man who could not walk. Is the man the only one who needed his sins forgiven? Why not?”

Remind kids that all people have sinned. Tell kids that Jesus demonstrated His power to forgive the man's sins through the miracle He performed. Help kids understand that sin leads to death, but Jesus' forgiveness leads to life.

SAY “Why were the religious leaders so upset when Jesus forgave the man's sins?”

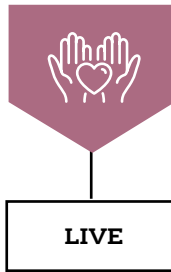
Discuss how the religious leaders did not believe Jesus is God. Tell kids that their hearts were filled with unbelief. Remind kids that Jesus showed them His power to forgive sins when He healed the man who could not walk. Tell kids that God proved His power to forgive our sins when He gave His Son, Jesus, to die for our sins on the cross.

SAY “How does Jesus forgive our sins?”

Lead kids to understand that we must first confess our sins to God and believe that only Jesus can forgive our sins. Remind kids that when Jesus died on the cross, He made the way for our sins to be forgiven through His blood. Tell kids that through faith in Jesus, His blood washes away our sin and makes us right before God.

Transition from **LOVE** to **LIVE**





THE MISSION OF THE GOSPEL

LIVE the Mission

1 ACTIVITY CHOICE (10 minutes)

☐ OPTION 1: SMELL THE COFFEE



Gather two or three different types of coffee beans and place a small amount of each in individual cups. Consider using coffee beans from North Africa or the Middle East. Direct the kids to pass the coffee beans around and smell each one. Ask kids what they think of the aromas. Tell kids that growing coffee beans is a unique job some people in North Africa and the Middle East have.

Remind kids that one way the Rashaida people show hospitality is to offer coffee to their guests. Discuss ways the kids can show hospitality to people in their lives.

SAY “ Hospitality is a way to welcome others and seek to show them kindness. Jesus has shown hospitality to us by welcoming sinners to find grace and forgiveness in Him. In our Bible story today, Jesus forgave the paralyzed man’s sins and showed him kindness. We can show hospitality to others and share Jesus’ forgiveness with them. ”

☐ OPTION 2: FORGIVEN BIBLE SEARCH



Form kids into groups of three or four and provide each group with a “Forgiven Bible Search” printable. Direct each group to work together to look up Ephesians 1:7 and circle the words on the printable that can be found in the Bible verse.

Once kids have circled the words, read Ephesians 1:7 aloud. Then lead each group to share the words they found. Tell kids that God’s Word reminds us that only Jesus can forgive our sins.

SAY “ Like the man in our Bible story, we need our sins forgiven too. Jesus took our punishment for sin and died on the cross in our place. Jesus is the perfect sacrifice for our sin because He is fully God and fully man, and He never sinned. When we trust in Jesus, He forgives all of our sin. ”

2 REFLECTION AND PRAYER (5 minutes)

Distribute a sheet of paper and pencil to each kid. Ask the kids to write about or draw a picture to answer the following questions:

- What does this story teach me about God or the gospel?
- What does this story teach me about myself?
- Who can I tell about this story?

Be sure to send the sheets home with the kids along with the activity pages so parents can continue to discuss the Bible story with their kids.

If time remains, take prayer requests or allow kids to complete the Bible story coloring page. Pray for your group.