



UNIT 3 | SESSION 2

MELCHIZEDEK BLESSED ABRAHAM

GENESIS 14; HEBREWS 5; 7

KEY PASSAGE:

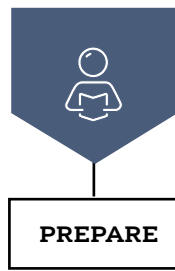
Psalms 135:5-6

BIG PICTURE QUESTION:

Who is in control of everything? God is in control of everything in heaven and on earth. Nothing is outside of God's good plan.

CHRIST CONNECTION:

Melchizedek means "king of righteousness." Melchizedek reminds us of Jesus, an even greater priest and king who lives forever. Jesus died on the cross and rose again to bless all who trust in Him by providing forgiveness



PRIOR TO TEACHING THE SESSION



LEADER Bible Study

We marvel at stories with two characters who are total opposites of each other. This is why so many stories feature some form of a noble hero and an immoral villain. The contrast of character and conduct is what drives the tension of the story.

In Genesis 14, we find two completely opposite kings: the king of Sodom and the king of Salem. One sought to get; the other sought to give. One sought to curse; the other sought to bless. One sought to take life; the other sought to give life.

These two rulers illustrate the spirit of the world and the Spirit of God, two forces actively at work in our world and in our lives.

This is why Paul reminded us in Ephesians 6 to put on the full armor of God. “For our struggle is not against flesh and blood, but against the rulers, against the authorities, against the cosmic powers of this darkness, against evil, spiritual forces in the heavens. For this reason take up the full armor of God, so that you may be able to resist in the evil day, and having prepared everything, to take your stand” (Eph. 6:12-13).

We live in the middle of a real fight between two opposing forces seeking to own our hearts. One, the evil spirit in our present world, like the king of Sodom seeks to take from us and generate chaos and confusion.

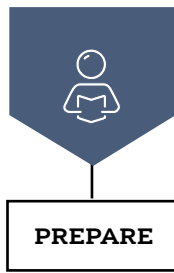
The other, the Spirit of the living God, like the King of Salem seeks to give life and bring peace and joy.

In our present world, we must recognize that this battle goes on inside of every believer. And we must put on the full armor of God daily that we might withstand the attack of the evil one and faithfully commit to full submission to the Spirit of God. It’s not enough that we deny the evil one; we must say “yes” to God.

This battle is real and raging. And the people of God must fight with great resolve to ensure our allegiance remains to the only good King, the Lord.

TERMS TO KNOW.

Priest: In Bible times, priests led people to worship God through sacrifices. Priests functioned as intermediaries between God and mankind. Aaron the Levite and his descendants were priests. Melchizedek is the first person in the Bible called a priest.



PRIOR TO TEACHING THE SESSION

GATHER Supplies

Keep a regular supply of the following items available at all times: Bibles, pens or pencils, markers, crayons, colored pencils, scissors, glue or tape, paper.



WELCOME

Activity Page

- ☐ "More to Melchizedek" activity page



LEARN

Introduce the Session

- ☐ countdown video

Big Picture Question

- ☐ Big Picture Question Poster

Review the Timeline

- ☐ Giant Timeline

Tell the Bible Story

- ☐ "Melchizedek Blessed Abraham" video
- ☐ Bible Story Picture Poster

Questions from Kids

- ☐ "Unit 3, Session 2" Questions from Kids video

Missions Moment

- ☐ Printable: "Caldwell Family Photo"

Key Passage Activity

- ☐ Key Passage Poster
- ☐ craft sticks
- ☐ "For I Know (Psalm 135:5-6)" song
- ☐ other worship songs (optional)



LOVE

Discussion & Bible Skills

- ☐ Small Group Timeline and Map Set (optional)



LIVE

Activity Choice (Option 1)

- ☐ Printable: "Missions in Ecuador"
- ☐ world map or globe

Activity Choice (Option 2)

- ☐ masking tape
- ☐ balloons, 12-20

Reflection and Prayer

- ☐ Bible Story Coloring Pages, 1 per kid (optional)



WELCOME Kids

Greet each kid as he or she arrives. Use this time to collect the offering, fill out attendance sheets, ask kids about their week, and help new kids connect to your group.

SAY “ Tell about a time you were confused by something. Maybe you were unsure about something at school or a new activity you were trying. What was confusing? Who helped you understand it? ”

1 ACTIVITY PAGE (5 minutes)

Invite kids to complete the “More to Melchizedek” activity page.

SAY “ You had to look closely at the picture to determine what item you were looking for. There was more to the picture than you may have noticed at first glance. Melchizedek, a man in our story, was a bit more than he appeared to be at first glance, too. ”

2 SESSION STARTER (10 minutes)

☐ OPTION 1: GLIBBITY FLIBBIT



Instruct the kids to stand up facing you. Read the following gibberish phrases in a random order. Do the corresponding actions to show kids what to do.

- Glibbity flibbit: jump up and down
- Floosh flosh flish: flop and wiggle
- Whacking flunks: spin three times
- Bopple swish: stand on one leg
- Huzzap twil: waddle in circles

SAY “ It was hard to know what I was expecting you to do wasn’t it? Some things in the Bible are hard to understand, but the Bible comes from God so everything in it has something to teach us about who God is and what He is like. The same is true for the story we will hear today. We may have a lot of questions about who exactly Melchizedek is, but we can look to the Holy Spirit to give us wisdom to understand. ”

☐ OPTION 2: FOODIE FUN

Instruct the kids to sit in a circle. Explain that they must come up with a food item that starts with the same letter as their names. The first kid will say her name and the food she chose. The second kid will repeat what the first kid said, then add his own. Continue around the circle until everyone has had a chance to repeat the answers and add a new one.

SAY “ Was it hard to remember everyone’s name and food? Some of us forgot one or two of them! It’s easy to forget things, but we’ll learn in our story that God helped Abraham remember the important promise God had made to him. We’ll talk more about what that promise was in just a minute. ”

Transition from **WELCOME** to **LEARN**





THE STORY OF THE GOSPEL

INTRODUCE the Bible Story

1 INTRODUCE THE SESSION (3 minutes)

Show the countdown video as you transition to introduce the Bible story. Set it to end as the session begins.

SAY “Hello friends! It’s great to see all of you back again this week. I love being able to study God’s Word with you each week. There is so much in this book that God wants us to know. We read the Bible to see what God is like. Every story has something to teach us!

In Isaiah 41:10, God told His people not to fear. He reminded them that He was with them and would support them. God made this promise to us in His word: He will always be with us and will always help us. Throughout the Bible we see examples of how God was with people. Sometimes people trusted God and obeyed Him in hard times. But even when they did not, God proved Himself to be faithful to His people. His plans and promises never fail. ”

2 BIG PICTURE QUESTION (1 minute)

SAY “That reminds me of our big picture question. Does anyone remember **Who is in control of everything?** [Allow responses.] That’s right! **God is in control of everything in heaven and on earth. Nothing is outside of God’s good plan.** It’s good news for us that God is in control. That means everything that happens is part of God’s plan. He is never surprised by anything. In our story we will find that God is even in control of the armies of strong kings! ”

3 REVIEW THE TIMELINE (1 minute)

Show the giant timeline. Point to individual Bible stories as you review.

SAY “Last week we learned about part of God’s plan that would use Abraham and his wife Sarah. Do you remember the promise God made? [Allow responses.] That’s right! God promised to give Abraham a large family. God also promised to give Abraham a special land where his family would live. Abraham’s family would go on to bless the entire world. This week we will pick up the story with Abraham and his nephew Lot, who moved with him. ”



THE STORY OF THE GOSPEL

LEARN the Bible Story

1 TELL THE BIBLE STORY: VIDEO OR STORYTELLER (10 minutes)

Open your Bible to Genesis 14; Hebrews 5; 7. Use the Bible storytelling tips to help you tell the story, or show the Bible story video “Melchizedek Blessed Abraham.” Use the bold text to retell or review the story.

MELCHIZEDEK BLESSED ABRAHAM

“ God had chosen Abraham to be the father of a large family—a great nation through whom God would bless the entire world. Abraham was 75 years old when he obeyed God’s call to go to a new land. He left his home in Haran with his wife Sarah, his nephew Lot, and all of his possessions and servants. They traveled to the land of Canaan.

God reminded Abraham of His promise. Abraham and Lot moved throughout the land. Finally, Abraham decided to separate from his nephew Lot because the land could not support all of their people and animals at the same time. So Lot chose where he would live near a city called Sodom, and Abraham went to Hebron.

In those days, four kings in the area got together and fought a war against five other kings—including the king of Sodom, where Lot lived. In the end, the four kings won against the five. Their armies took everything—all the goods and people—from the cities of Sodom and Gomorrah. The kings even captured Lot and then went on their way.

One survivor found Abraham and told him what happened. Abraham gathered together 318 men, and they went after the four kings. Abraham’s small army attacked the kings and their armies at night, defeated them, and chased them off. Abraham brought back Lot, many possessions, and also many people.

When Abraham returned from the battle, Melchizedek (mel KIZ uh dek)—the king of Salem—came to Abraham. Melchizedek was a priest to God Most High. Melchizedek blessed Abraham and said, “God has blessed Abraham. Let everyone bless God, who created heaven and earth, because He has handed over Abraham’s enemies.”

Then Abraham gave Melchizedek a gift: one-tenth of everything he had.

Christ Connection: Melchizedek means “king of righteousness.” Melchizedek reminds us of Jesus, an even greater priest and king who lives forever. Jesus died on the cross and rose again to bless all who trust in Him by providing forgiveness and eternal life ”

STORYTELLING TIPS

Display a map: Show a Bible times map of Abraham’s travels after he left Haran. Point to the various locations mentioned in the story.

Use lighting effects: Dim the lights when telling the story of the kings in the land. Brighten the room when Melchizedek appears to convey a better king.

2 REVIEW THE BIBLE STORY

SAY “ God reminded Abraham several times of His promises. Have you ever needed to be reminded of something? Maybe you forgot about a homework



THE STORY OF THE GOSPEL

assignment and your parents reminded you about it. Or maybe you forgot about a big soccer tournament and your friend on the team reminded you. Sometimes we forget just how incredible God is. We may even forget about the promises He has made to us. We are forgetful people and we need God to remind us of His goodness. God was faithful to Abraham to help Him remember what He had promised.

Everything in the Bible points us to Jesus. That includes our story today. Abraham met Melchizedek, the high priest and king of Salem. A priest's job was to speak to God on behalf of the people. A priest would offer sacrifices as a way of asking God to forgive sin. A king would protect his people and lead them to fight their enemies. We will learn more about priests and kings in the future, as we continue our journey through Scripture. Melchizedek points us to Jesus, because Jesus is our perfect Priest and King.

Jesus is an even better high priest than Melchizedek. Jesus didn't need to offer sacrifices for himself because He was completely without sin. And to cover our sin Jesus offered His own life. The temple sacrifices had to be made consistently, again and again; what Jesus did was permanent. We know that because of Jesus' sacrifice, our sins can be forgiven once and for all.

Since Jesus came to earth as a human, He can understand what it is like for us as we battle against sin. Jesus was tempted, just like we are, but He never sinned. This means we can approach God with confidence, knowing that He is always willing to help us and show us grace. ”

3 CHRIST CONNECTION

SAY ” Melchizedek means “king of righteousness.” Melchizedek reminds us of Jesus, an even greater Priest and King who lives forever. Jesus died on the cross and rose again to bless all who trust in Him by providing forgiveness and eternal life. ”

(Tip: Use Scripture and the guide provided to explain how to become a Christian. Make sure kids know when and where they can ask questions.)

4 QUESTIONS FROM KIDS (3 minutes)

Show the “Unit 3, Session 2” questions from kids video. Prompt the kids to discuss:

1. Does God bless everyone? Why?
2. How can you bless other people?

5 MISSIONS MOMENT (3 minutes)

Show the Caldwell family photo and introduce each family member by reading the descriptions. You may choose to ask a different volunteer to read each description.

SAY ” The Caldwells are just one family whom God used on mission. All followers of Jesus can point others to Him. Let's thank God for families on mission and missionary families who are serving Him around the world. ”

Ask a volunteer to pray for the Caldwell family's ministry and for any missionaries your church supports.



THE STORY OF THE GOSPEL

6 KEY PASSAGE ACTIVITY (10 minutes)

Write each word or phrase of the key passage on a separate craft stick. Create enough sets that teams of 5–10 kids will each have one. Form two or more teams depending on the size of your group. Instruct the kids to line up on one side of the room opposite their team's set of craft sticks. One at a time the kids will run to grab a stick and bring it back. The kids who are not running will work together to put the sticks in the right verse order. Whichever team correctly orders the sticks first wins.

SAY “ Our verse reminds us that it is God who is in control. He does whatever is right to Him. Because He is perfect, what is right to God is right for everyone. We can’t always understand what God is doing or why, but we can trust that He is good in all He does. **God is in control of everything in heaven and on earth. Nothing is outside of God’s good plan.** ”

Lead the kids to sing “For I Know (Psalm 135:5-6).” You may also choose other worship songs to sing

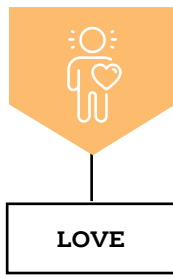
7 PRAY (2 minutes)

Invite kids to pray before transitioning to apply the story.

SAY “ God, thank You for helping us understand Jesus by learning about Melchizedek. Thank You that Jesus came to be our perfect King and Priest. Help us to trust You more each day. Amen. ”

Transition from **LEARN** to **LOVE**





THE GOD OF THE GOSPEL

LOVE God by Applying the Story

1 BIBLE SKILLS & REVIEW (10 minutes)

Distribute Bibles to all the kids and encourage them to find the Book of Hebrews. Explain that Hebrews is in the New Testament. We don't know for sure who wrote this book, but we do know that he was likely writing to Jewish Christians at the time. Hebrews helps us see how Jesus the perfect Prophet, Priest, and King— better than any of the earthly versions of those that we have. In fact, all throughout the Bible we see how Jesus is better than anything we could have on earth.

You may consider helping the kids understand the divisions of the New Testament (i.e. Gospels, History, Paul's Letters, General Letters, and Prophecy.) Explain that Hebrews falls into the General Letters division.

SAY 🗨️ We have embarked on a great adventure as we read about God's promise to Abraham. It is clear from our story who is in control of everything. Can you answer that question? **Who is in control of everything?** [Allow Responses] That's right! **God is in control of everything in heaven and on earth. Nothing is outside of God's good plan.** 🗨️

2 GROUP DISCUSSION (10 minutes)

Ask the following questions. Lead the kids to discuss their answers.

| **SAY** 🗨️ Why do you think priests needed to go between people and God? 🗨️

Help the kids understand that God's perfect character means He hates sin, and will destroy it. Even so, God also loves people; we are made in His image and can show the world His glory. In the Old Testament times, a priest was needed to offer sacrifices on behalf of the people to protect people from God's righteous anger toward sin.

| **SAY** 🗨️ When have you faced something hard that required you to trust God to help? 🗨️

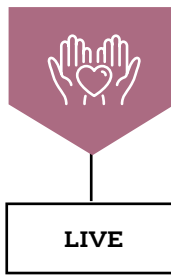
Encourage kids to share their stories. If a kid discloses abuse or neglect, always report allegations according to your ministry's procedures and the laws where you live. Be prepared with examples from your own life. Guide the kids to understand that sometimes God calls us to do things that are difficult, or that may even seem impossible. Abraham had to go up against 4 armies with only 318 men! We can ask God for help and trust Him because Jesus has made the way for us to approach God boldly.

| **SAY** 🗨️ What is one way you can give generously this week? 🗨️

Help kids see that when Abraham understood that Melchizedek was a high priest of the Lord, he gave him a tithe, or a tenth of all he had. When we understand that God is in complete control of our lives, we are moved to worship Him. Thinking about the generosity of Jesus' giving His life for us often motivates us to give generously of the things we have.

Transition from **LOVE** to **LIVE**





THE MISSION OF THE GOSPEL

LIVE the Mission

1 ACTIVITY CHOICE (10 minutes)

☐ **OPTION 1: MISSIONS IN ECUADOR**



Distribute the “Missions in Ecuador” strips. Explain that each fact will match work that missionaries are doing to share the gospel in Ecuador. For example, the fact “Spanish is the main language” will match with “Missionaries study Spanish so they can communicate the good news of Jesus in the language most people speak.”

Ask a kid with an Ecuador fact to read her strip first. Then let the kid who thinks he has a match read his strip and stand next to her.

Allow time for every volunteer to read the facts and find the correct matches.

SAY “ Missionaries all over the world find different ways to share the gospel depending on the country, culture, and people. We can do the same where we live. People from all over the world might live in the communities around us. We can get to know them, bless them, and tell them about Jesus. ”

☐ **OPTION 2: LOPSIDED BOP**



Inflate 12–20 balloons. Form two teams but make one team significantly smaller than the other. Instruct each team to line up on different sides of the room. Place a piece of masking tape down the center of the room. Explain that the goal of the game is to keep all the balloons in the air. If a balloon touches the ground on one team’s side, one of their players must sit out. The team with the last person standing wins.

SAY “ The smaller team didn’t really stand a chance did they? Usually when one team has more people it’s likely that they will win. But in our story Abraham went out to fight with only 318 men. He went up against the armies of 4 kings and he won! Why do you think Abraham was able to win? God was with him and controlled the battle. **Who is in control of everything? God is in control of everything in heaven and on earth. Nothing is outside of God’s good plan.** ”

2 REFLECTION AND PRAYER (5 minutes)

Distribute a sheet of paper and pencil to each kid. Ask the kids to write about or draw a picture to answer the following questions:

- What does this story teach me about God or the gospel?
- What does this story teach me about myself?
- Who can I tell about this story?

Be sure to send the sheets home with the kids along with the activity pages so parents can continue to discuss the Bible story with their kids.

If time remains, take prayer requests or allow kids to complete the Bible story coloring page. Pray for your group.