



UNIT 30 | SESSION 3

PETER CONTINUED TO PREACH

ACTS 4

KEY PASSAGE:

Romans 10:14

BIG PICTURE QUESTION:

Why does God command Christians to tell others about Jesus? We tell others about Jesus so they will hear and believe the good news.

CHRIST CONNECTION:

Peter continued to preach about Jesus even when it was difficult. Not even the religious leaders could stop Jesus' followers from sharing the good news about Jesus. The gospel is great news that we must share if we believe in Jesus Christ.



PREPARE

PRIOR TO TEACHING THE SESSION



PREPARE

PREPARE YOUR HEART TO TEACH; PLAN THE SESSION



WELCOME

GREET KIDS AND OPEN THE SESSION



LEARN

TEACH KIDS THE STORY OF THE GOSPEL



LOVE

LEAD KIDS TO LOVE THE GOD OF THE GOSPEL



LIVE

LEAD KIDS TO LIVE OUT THE MISSION OF THE GOSPEL

LEADER Bible Study

In Acts 4, we encounter Peter’s Spirit-led boldness and the religious leaders’ inability to stop the gospel’s power at work. Despite the danger they faced, the church remained steadfast in their prayers and proclamations, being filled with the courage and conviction that would become their legacy.

What truths did the early church cling to amidst such great persecution and peril? How were their prayer lives shaped by this encounter with the Holy Spirit?

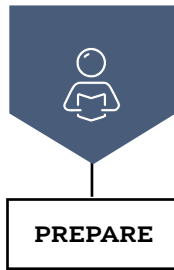
Standing before these members of the religious elite, Peter was filled with the Holy Spirit and couldn’t stop declaring Jesus as Lord. Though he had spent the night in jail, he was resolved in his mission to make no name for himself apart from Christ. As he addressed these powerful men, he testified to Scripture’s truth, how Christ’s rejection had been prophesied in Psalm 118. In doing so, he offered an opportunity for his persecutors to place their faith in Jesus, too. In response to Peter’s boldness, they were at a loss for words. The disciples’ time with Jesus offered more insight into God’s truth than the Jewish leaders possessed from all their years in rabbi school, and the power of the Holy Spirit within them illuminated their minds to recall this truth.

When the church heard news of Peter and John’s time spent before the Sanhedrin, they responded the only way they knew how: altogether, voices raised to heaven, in prayer before God. They reminded one another—and God Himself—of His truths declared so long ago in Psalm 2. Their course of action became one of boldness through the filling of the Holy Spirit as these men and women continued to show and tell the world about the Savior in whom they placed their hope. In answer to their faithful prayers, they were filled with the Holy Spirit, being sent out to keep doing His will.

As you lead your kids this week, remind them—and yourself—that even in our stickiest situations and circumstances, God’s Word remains the rock where we find truth. We are invited to pray bold prayers and to ask for His Spirit to lead us in the places we don’t have strength to go; our faith is revealed through our boldness in action.

TERMS TO KNOW

Boldness: the moral freedom to speak the truth publicly; the confidence with which Christians can now approach God because of the redeeming work of Christ



PRIOR TO TEACHING THE SESSION

GATHER Supplies

Keep a regular supply of the following items available at all times: Bibles, pens or pencils, markers, crayons, colored pencils, scissors, glue or tape, paper.



WELCOME

Activity Page

- “Share It!” activity page

Session Starter (Option 2)

- dominoes or wooden blocks



LEARN

Introduce the Session

- countdown video

Big Picture Question

- Big Picture Question Poster

Review the Timeline

- Giant Timeline

Tell the Bible Story

- “Peter Continued to Preach” video
- Bible Story Picture Poster

Questions from Kids

- “Unit 30, Session 3” questions from kids video

Missions Moment

- “Telling Guatemalans About the King of Kings” missions video

Key Passage Activity

- Key Passage Poster
- “How, Then (Romans 10:14)”
- worship song of your choice (optional)
- dry erase board
- dry eraser and marker



LOVE

Review & Bible skills

- Small Group Timeline and Map Set
- world map

Activity Choice (Option 2)

- poster board

Journal and Prayer

- Journal Page
- “Peter Preached” activity page



LIVE



WELCOME Kids

Greet each kid as he or she arrives. Use this time to collect the offering, fill out attendance sheets, build relationships, and help new kids connect to your group.

SAY “Have you ever told someone something very exciting? How did you feel when you shared the news with him or her? How did he or she respond?”

1 ACTIVITY PAGE (5 minutes)

Invite kids to complete “Share It!” on the activity page.

SAY “If we are followers of Jesus, we have good news to share with the world! Today, we will learn how nothing could stop the good news of Jesus from spreading.”

2 SESSION STARTER (10 minutes)

OPTION 1: WHAT'S THE MESSAGE?



Form kids into groups of three. Provide each kid with a piece of paper and a pencil. Lead groups to sit in a single file line. Assign the first kid in each group a message they will write on their paper such as A spider makes a web or Kids celebrate a birthday. Be sure to tell kids not to look at each other's papers. Then direct him to pass his paper to the kid behind him. Direct the second kid to draw her picture on the back of the paper from the first kid, trying to be as detailed as possible. Finally, lead the second kid to pass her paper to the third kid who will write what he thinks is the original message. Compare the final message to the original and see how close kids got. Repeat the activity, allowing kids to switch positions in the line.

SAY “It was challenging to pass the message using this form of communication, wasn't it? Today, we will learn not only how Peter and John clearly communicated the gospel, but also spread the good news of Jesus when it was difficult.”

OPTION 2: CAN'T BE STOPPED

Provide kids with a large set of dominoes or wooden blocks. Direct kids to line the dominoes in a straight line, allowing for about an inch of space between each domino. After the dominoes are set up, invite a kid to knock the first domino so it sets off a chain reaction.

Direct kids to set up another domino chain, but allow them to be creative with the design such as creating a spiral or build chains that branch into multiple chains.

SAY “All it took was one domino being knocked over to start a chain reaction. Watching this chain reaction reminds me of today's Bible story. Even when the religious leaders tried to stop the gospel from being shared, Peter and John continued to boldly share their faith. Like a chain reaction, they faithfully continued to share the gospel so that more and more people would hear the good news. Let's get ready to learn more.”

Transition from **WELCOME** to **LEARN**





THE STORY OF THE GOSPEL

INTRODUCE the Bible Story

1 INTRODUCE THE SESSION (3 minutes)

Show the countdown video as you transition to introduce the Bible story. Set it to end as the session begins.

SAY “ Hi, kids! I am so glad you are here! My name is [your name], and today we are going to study an exciting story from God’s Word together. If you have your Bible with you, will you take it out? [Distribute Bibles to kids who need one.]

Throughout the last few weeks, we have been reading from the book of Acts and learning how God began forming His church. The disciples were filled with the Holy Spirit, who empowered them to be Jesus’ witnesses and tell others how they can be saved. Today, we will learn how Peter and John preached the gospel boldly, even when they faced challenges from the religious leaders. ”

2 BIG PICTURE QUESTION (1 minute)

SAY “ Our big picture question reminds us that God has commanded all His followers to share the good news of Jesus. Do you remember our big picture question? [Allow responses.] **Why does God command Christians to tell others about Jesus?** What is the answer we have learned? [Allow responses.] **We tell others about Jesus so that they will hear and believe the good news.**

Telling others about Jesus was not just a job for the early disciples. As followers of Jesus, we have the joy and command to tell others the only way they can be saved from their sin. Sometimes sharing Jesus may be challenging or even scary. But like the early disciples, we can remember that the Holy Spirit is with us to help us and give us boldness to tell others the good news. ”

3 REVIEW THE TIMELINE (1 minute)

Show the giant timeline. Point to individual Bible stories as you review.

SAY “ As the church began, Peter became a leader for others to follow. We read how Peter experienced the forgiveness of Jesus and was given the job of taking care of Jesus’ sheep. Then we learned how Peter reminded the disciples of Scripture and led the disciples to choose Matthias to replace Judas. Peter also boldly shared his faith after he was filled with the Holy Spirit and then, with John, healed a man who was lame in the power of Jesus’ name. Today, we will see how God continued to use Peter to preach the gospel and be a leader in the early church. ”



THE STORY OF THE GOSPEL

LEARN the Bible Story

1 TELL THE BIBLE STORY: VIDEO OR STORYTELLER (10 minutes)

Open your Bible to Acts 4. Use the Bible storytelling tips to help you tell the story, or show the Bible story video “Peter Continued to Preach.” Use the bold text to retell or review the story.

PETER CONTINUED TO PREACH

“ Peter and John were at the temple. Peter had healed a man and was preaching. The religious leaders came up to them. They were annoyed that Peter was teaching about Jesus, so they put Peter and John in jail until the next day. Still, many of the people who heard their message believed in Jesus and were saved.

The next day, the religious leaders got together along with the high priest and his family. Peter and John stood before them, and they asked, “By what power or in what name have you been healing and teaching?”

Peter was filled with the Holy Spirit. He said to them, “Are you asking us about the healing of the man who could not walk? Are you asking who healed him? We want you and all the people of Israel to know that he was healed by the power of Jesus. You nailed Jesus to a cross, but God raised Him from the dead. It is because of Him that this man is healed!”

Peter told the religious leaders that they rejected Jesus because they thought He was not important, but He is the most important One of all.

The religious leaders were amazed, and they didn’t know what to say. They ordered Peter and John to never preach or teach in the name of Jesus again.

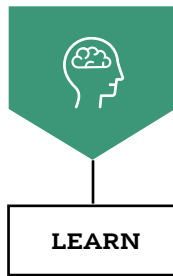
Peter and John said, “We cannot be quiet. We must tell people about what we have seen and heard.” The religious leaders had no reason to punish Peter and John, so they let them go. Peter and John met with other believers and prayed that God would give them power to speak boldly and without fear.

Christ Connection: Peter continued to preach about Jesus even when it was difficult. Not even the religious leaders could stop Jesus’ followers from sharing the good news about Jesus. The gospel is great news that we must share if we believe in Jesus Christ. ”

STORYTELLING TIPS

Display emotion: Use facial expressions to display the emotion of the religious leaders, Peter, and John as you tell the story.

Define persecution: Explain that the religious leaders persecuted Peter and John because of their faith in Jesus. Share that this is the first account of persecution for people of the early church. Tell kids that persecution means wanting to silence, hurt, or kill someone because of their faith.



THE STORY OF THE GOSPEL

2 REVIEW THE BIBLE STORY

SAY “ Last week, we learned how Peter healed a man who could not walk. After this miracle, a crowd gathered and Peter shared the gospel with them. How did the religious leaders respond to Peter preaching the gospel to the crowd? Look at Acts 4:2. [Ask a volunteer to read Acts 4:2 aloud.] The religious leaders were annoyed by Peter preaching to the people. So, they had Peter and John arrested, but this did not stop the impact the gospel had on the crowd. The Bible says that many people listened to Peter and were saved.

The next day, Peter and John appeared before the religious leaders and answered questions they asked about how they had healed and taught. Whose power did Peter say he healed and taught in? Look at Acts 4:10. [Ask a volunteer to read Acts 4:10 aloud.] Peter told them that all this was done through the power of Jesus. Even though the religious leaders thought they killed Jesus, Peter told them Jesus rose again. Jesus is alive, and His power was working through His disciples! The leaders did not have an answer for this, so they told Peter and John to stop preaching the gospel.

How did Peter respond to the religious leaders? Look at Acts 4:20. [Ask a volunteer to read Acts 4:20 aloud.] Peter and John told the leaders they could not stop sharing the good news. Jesus told His followers to share what they had seen and heard. Peter and John wanted to be obedient to the Lord. They kept sharing the gospel, no matter the cost. We have this same mission. Like Peter and John, **we tell others about Jesus so that they will hear and believe the good news.** ”

3 CHRIST CONNECTION

SAY “ Peter continued to preach about Jesus even when it was difficult. Not even the religious leaders could stop Jesus’ followers from sharing the good news about Jesus. The gospel is great news that we must share if we believe in Jesus Christ. ”

(Tip: Use Scripture and the Gospel Plan Poster to explain how to become a Christian. Make sure kids know when and where they can ask questions.)

4 QUESTIONS FROM KIDS (3 minutes)

Show the “Unit 30, Session 3” questions from kids video. Prompt kids to discuss:

1. Why do some people try to stop Christians from sharing the gospel?
2. How can you be bold like Peter and share the gospel with others?

5 MISSIONS MOMENT (3 minutes)

Remind kids that the White family are missionaries in Antigua, Guatemala. Tell kids that thousands of people live in Antigua, many who do not know Jesus. Share how the White family invites people from churches outside of Guatemala to help tell others about Jesus.

SAY “ People from local churches come to Guatemala on short-term mission trips to teach Vacation Bible Schools, share their stories of how they came to know Jesus, make house visits, and



THE STORY OF THE GOSPEL

encourage the Guatemalan Christians as they work to tell people about Jesus. The White family and other Guatemalan missionaries also sometimes host young adults and college students who come for one or two weeks, or even stay for up to two years. ”

Play the missions video. Close in prayer, asking God to send more people to help share Jesus in Guatemala, and other parts of the world. Pray that many kids and their parents will trust Jesus as their Savior and Lord as they learn more about Him.

6 KEY PASSAGE ACTIVITY (5 minutes)

Show the key passage poster. Lead kids in reading aloud Romans 10:14 together.

Write out the key passage on a dry erase board, leaving space between each of the words. Say the key passage aloud as a large group. Then, erase one or two words from the key passage and challenge kids to say the key passage together, filling in the missing words. Continue to erase words until the group says the entire passage together from memory.

SAY “ We must be faithful to share the good news with the world. God wants to use us so that others can hear the truth of the gospel and be saved. ”

Lead kids to sing “How, Then (Romans 10:14).” You may also choose to sing a worship song of your choice.

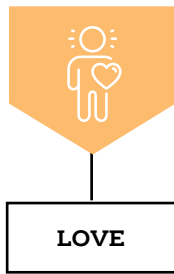
7 PRAY (2 minutes)

Invite kids to pray before transitioning to Love.

SAY “ Thank You, God, for the gift of salvation and the hope You provide through Jesus. Help us be obedient by sharing the gospel with those around us even when it is difficult. Thank You that You are always with us. In Jesus’ name, amen. ”

Transition from **LEARN** to **LOVE**





THE GOD OF THE GOSPEL

LOVE God by Applying the Story

1 REVIEW & BIBLE SKILLS (5 minutes)

Distribute Bibles and display the New Testament Israel Map. Guide kids to open their Bibles to Acts 4. Explain that sharing the gospel with boldness is a major theme in the book of Acts. Tell kids that around 11 times, the author of Acts writes how Jesus' followers boldly told others about Jesus even when they were faced with persecution.

Consider comparing the New Testament Israel Map to a modern-day map to help kids understand where these stories took place. (Tip: Locate the areas in and around modern-day Jerusalem [H4].) Choose a volunteer to read aloud Acts 4:13.

SAY “ Peter and John were fisherman with no religious training. When the religious leaders saw how they boldly proclaimed the gospel, they were surprised. The boldness of Peter and John and the words they spoke proved they had been with Jesus. In their own power, Peter and John would never have such wisdom or boldness. It was the Holy Spirit at work in the lives of Peter and John who allowed them to share the gospel, even when they faced imprisonment or persecution. ”

2 GROUP DISCUSSION (10 minutes)

Ask the following questions. Lead the group to discuss.

SAY “ How can we have boldness to share the gospel with others? ”

Tell kids that to be bold for the gospel means that we trust God more than we fear others' reactions or responses. Discuss how the Holy Spirit gave Jesus' followers boldness to serve Him with their lives. Encourage kids to remember that if they are followers of Jesus, they have the same Holy Spirit within them to help them and give them boldness. Tell kids that they can pray for boldness and ask God to help them be bold just as the disciples did.

(Option: Choose a volunteer to read Acts 4:29-30.)

SAY “ Why is sharing the good news of the gospel often met with rejection or hostility? ”

Explain that the Bible teaches that many will reject the truth of the gospel. Share how others may view the gospel message as foolishness, but we who have experienced salvation by grace through faith understand the amazing gift that it is. Encourage kids that no matter the difficulty we may face, obeying the Lord by sharing the good news with the world is always worth it.

(Option: Choose a volunteer to read 1 Cor. 1:18.)

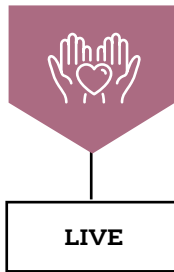
SAY “ Peter preached the gospel to the religious leaders who rejected and crucified Jesus. How did this show the love of Jesus? ”

Discuss how the gospel is for every person, no matter what they have done. Tell kids that sharing the gospel is the most loving act we can do because Jesus is the only way to be saved. Encourage kids to think of those in their lives who need to hear the good news.

(Option: Choose a volunteer to read Luke 6:27-28.)

Transition from **LOVE** to **LIVE**





THE MISSION OF THE GOSPEL

LIVE the Mission

1 ACTIVITY CHOICE (10 minutes)

OPTION 1: CREATE A VBS



Remind kids that one of the ways the White family shares the gospel is by inviting short-term teams to teach Vacation Bible Schools. Explain that VBS is a way for kids to learn more about Jesus while also enjoying a variety of activities.

Form kids into five groups and assign each group one of the following activities: recreation, snacks, crafts, Bible study, and music. Invite each group to work together to design elements for their specific activity. For example, the Bible study group could teach the kids a Bible story, and the snack group could share a delicious snack idea kids could eat. Consider assigning a VBS theme to spark kids' imaginations. Then allow each group to share their ideas with everyone.

SAY “ VBS is one way the White family boldly shares the gospel with kids. Like the White family, we can find ways to tell others about Jesus so they will hear and believe the good news. ”

OPTION 2: CALLED TO BE BOLD



Write the word **BOLD** in bold letters on a poster and tape it to a wall. Form kids into five groups and provide each group with a Bible and a marker. Assign each group a question and Bible verse. Then lead them to write their answers on the poster.

- What do we boldly proclaim? Ephesians 6:19
- Why do we share the gospel boldly? Acts 4:11-12
- What can we do when we don't feel bold? Acts 4:29
- Who empowers boldness? Acts 4:31
- How does persecution affect boldness? Philippians 1:14

SAY “ We boldly proclaim the gospel of Jesus Christ because He alone saves people from sin. When we pray for boldness, the Holy Spirit empowers us to share our faith. And even when we face persecution, others are spurred on to be bold for Jesus. ”

2 JOURNAL AND PRAYER (5 minutes)

Distribute journal pages and pencils. Guide kids to think about and answer the questions listed on the page. As kids journal, invite them to share their ideas.

- What does this story teach me about God or the gospel?
- What does the story teach me about myself?
- Are there any commands in this story to obey? How are they for God's glory and my good?
- Are there promises in this story to remember? How do they help me trust and love God?
- How does this story help me to live on mission better?

Review the gospel and encourage kids to speak with you or another teacher if they have questions. Then pray, praising God for the Holy Spirit and asking Him to help us share our faith boldly. As time allows, lead kids to complete “Peter Preached” on the activity page.