

UNIT 19 | SESSION 6

JESUS CAME TO BE THE SACRIFICE FOR SIN

HEBREWS 10

KEY PASSAGE:

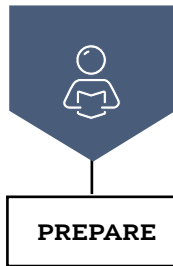
John 1:29

BIG PICTURE QUESTION:

What did Jesus do to save us? Jesus lived a sinless life, died on the cross, and rose from the dead.

CHRIST CONNECTION:

Jesus came to be the sacrifice for sin. He lived a sinless life, died on the cross, and rose from the dead. In Him, we have complete forgiveness once and for all.



PRIOR TO TEACHING THE SESSION



LEADER Bible Study

The phrase “take away” has many different connotations and applications. For a four-year-old, it means someone stole their toy. For a basketball player, it means a steal. For a math teacher, it means subtraction. So, what does it mean that Jesus came to “take away the sin of the world”?

In John 1:29, as John the Baptist saw Jesus coming along the banks of the river where he had been baptizing people and calling for repentance, John said, “Look, the Lamb of God, who takes away the sin of the world!”

This statement raises a question that’s important for every person: What does it mean that Jesus came to take away the sin of the world? A look to Hebrews 10 brings clarity as we seek to allow Scripture to help interpret the question.

The writer of Hebrews reminds us that the Old Testament sacrificial system was good, but not enough. Though this system proved to be a faithful response to the call of God for His people prior to Christ’s arrival, it was never intended to be a permanent means of atonement for the sin of God’s people.

Hebrews 10:12-14 says, “But this man [Jesus], after offering one sacrifice for sins forever, sat down at the right hand of God. He is now waiting until his enemies are made

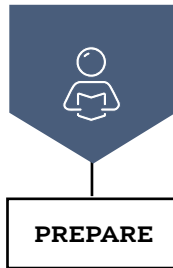
his footstool. For by one offering he has perfected forever those who are sanctified.”

Jesus was the perfect sacrifice because He lived a sinless life and died once as a single offering for sins. All who trust in His death and resurrection are eternally forgiven as His sacrifice has satisfied the wrath of God on their behalf.

This is what it means that Jesus takes away the sin of the world: Jesus died once for all, that those who trust in Christ would no longer be held captive by their sin and that they would be able to stand before God, redeemed by the blood of Jesus shed for sins. This is the greatest “take away” the world has ever known.

TERMS TO KNOW

Jesus’ sacrifice: Hebrews portrays Christ as the sinless High Priest who offered Himself up as a sacrifice for sinners (7:27). With the death of Christ, animal sacrifice became unnecessary. As the temple and priest of God, the believer now has the responsibility for offering acceptable spiritual sacrifices (Rom. 12:1-2; 1 Pet. 2:5; Heb. 13:15).



PRIOR TO TEACHING THE SESSION

GATHER Supplies

Keep a regular supply of the following items available at all times: Bibles, pens or pencils, markers, crayons, colored pencils, scissors, glue or tape, paper.



WELCOME

Activity Page

- ☐ "Shadow Match" activity page

Session Starter (Option 2)

- ☐ flashlights, 1 per group



LEARN

Introduce the Session

- ☐ countdown video

Big Picture Question

- ☐ Big Picture Question Poster

Review the Timeline

- ☐ Giant Timeline

Tell the Bible Story

- ☐ "Jesus Came to Be the Sacrifice for Sin" video
- ☐ Bible Story Picture Poster
- ☐ dry erase board and marker (optional)

Questions from Kids

- ☐ "Unit 19, Session 6" questions from kids video

Missions Moment

- ☐ "We Are Puerto Rico" missions video

Key Passage Activity

- ☐ Key Passage Poster
- ☐ "John Saw Jesus (John 1:29)" song
- ☐ worship song of your choice (optional)
- ☐ timer



LOVE

Review & Bible Skills

- ☐ Small Group Timeline and Map Set (optional)



LIVE

Activity Choice (Option 1)

- ☐ "Brochure Template" printable, 1 per kid

Activity Choice (Option 2)

- ☐ Big Picture Question Poster
- ☐ lacing cord, 1 per kid
- ☐ key chain ring, 1 per kid
- ☐ pony beads, 5 different colored sets

Reflection and Prayer

- ☐ Bible Story Coloring Page (optional)



WELCOME Kids

Greet each kid as he or she arrives. Use this time to collect the offering, fill out attendance sheets, build relationships, and help new kids connect to your group.

SAY “Have you ever wanted a gift but you did not have the money to buy it? Did someone buy it for you? How did you feel?”

1 ACTIVITY PAGE (5 minutes)

Invite kids to complete “Shadow Match” on the activity page.

SAY “The whole Bible points to Jesus as our Savior. Even when we read the Old Testament, we see shadows of who Jesus is and what He came to earth to do.”

2 SESSION STARTER (10 minutes)

☐ OPTION 1: WHAT DOES IT SHOW?



Prompt kids to think about how there are some things in our world that we can't see or understand right away. Ask kids to explain what each of the following items shows us or helps us understand:

- A magnifying glass (see or find small words, objects, or animals)
- A telescope (observe far off stars, planets, or parts of the solar system)
- A microscope (see and study tiny cells and organisms)
- Binoculars (see and search for far away objects or animals)
- An X-ray machine (look inside the body)

SAY “Each of these tools is a way to show us what we cannot always see. They help us understand more about the world around us. God gave us His law so we could better see and understand our sin. When we see our sin, we understand we need a Savior. Today, we will learn that Jesus came to be the sacrifice for our sin.”

☐ OPTION 2: SHADOWS

Form kids into groups of two or three. Distribute a flashlight to each group. Guide kids to shine their lights on a wall. Turn off the lights in the room. Lead kids to make shadow puppets by holding their hands in the flashlight's beam. For example, lead kids to hold up two fingers to make a bunny, then turn that hand sideways and hold their other fist behind that hand to make a snail.

Encourage kids to get creative and imagine other creatures they can make in the shadows. After several minutes, prompt kids to switch who is holding the flashlight and who is making puppets.

SAY “Shadows help us see an image or a figure but they don't show us the whole picture. In today's Bible story, we will learn that the sacrifices of law in the Old Testament were like shadows of a greater sacrifice to come.”

Transition from **WELCOME** to **LEARN**





THE STORY OF THE GOSPEL

INTRODUCE the Bible Story

1 INTRODUCE THE SESSION (3 minutes)

Show the countdown video as you transition to introduce the Bible story. Set it to end as the session begins.

SAY “ Hi! My name is [your name], and I’m so excited to learn more about Jesus with you today! We learn about Jesus by reading our Bibles. Hold up your Bible if you brought it with you today. [Distribute Bibles to kids who need one.]

The whole Bible points us to Jesus. Even when we read the Old Testament, we see Jesus in its stories, images, and messages. Today, we will learn how Jesus came to be the sacrifice for sin. ”

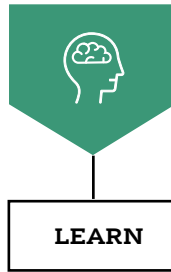
2 BIG PICTURE QUESTION (1 minute)

SAY “ A perfect sacrifice is required to wash away our sin. Jesus came to be that perfect sacrifice. Jesus was the perfect sacrifice because only He has ever lived a perfect life—He never sinned! When Jesus died on the cross and rose from the dead, He paid the cost of our sin. When we accept Him as our Savior, we have complete forgiveness. **What did Jesus do to save us?** [Allow responses.] **Jesus lived a sinless life, died on the cross, and rose from the dead.** ”

3 REVIEW THE TIMELINE (1 minute)

Show the giant timeline. Point to individual Bible stories as you review.

SAY “ Over the last several weeks, we have learned about the beginning of Jesus’ life on earth. An important truth we have learned is that Jesus never sinned. He perfectly obeyed God and was baptized and resisted the devil’s temptations. He chose 12 disciples to follow Him, and they believed He was the Messiah. Today, we will learn that everything Jesus did was because He had come to save sinners by becoming the perfect sacrifice for our sin. ”



THE STORY OF THE GOSPEL

LEARN the Bible Story

1 TELL THE BIBLE STORY: VIDEO OR STORYTELLER (10 minutes)

Open your Bible to Hebrews 10. Use the Bible storytelling tips to help you tell the story, or show the Bible story video “Jesus Came to Be the Sacrifice for Sin.” Use the bold text to retell or review the story.

JESUS CAME TO BE THE SACRIFICE FOR SIN

“ God first gave the Israelites His law through Moses so that they could understand that God is holy. The law showed that people are sinners. The law could not save the people, but it was like a shadow—hinting at something greater. Under the law, the people offered sacrifices for their sins. But they were still guilty. It is impossible for the blood of bulls and goats to take away sins.

Jesus came to be the ultimate sacrifice for sin. He came to do God’s plan, ending the old way of sacrifices by offering Himself as the perfect sacrifice—once and for all.

Under the law, the priests stood day after day, offering the same sacrifices. But those sacrifices never took away sins. But Jesus came to offer Himself one time. Then He sat down at the right hand of God. With one sacrifice, Jesus takes away the sin of everyone who trusts in Him.

The Lord said, “I will never again remember their sins and the wrong things they have done.” Because God forgives our sin, we no longer need to make a sacrifice to pay for sins.

Because all this is true, God calls us to live in a way that honors Him. He invites us to come to Him with boldness and without fear. Jesus’ blood has made the way for us to have hearts that are clean and without guilt. Jesus makes us pure when we have faith in Him. He gives us hope, and we can tell the world about it. We can trust Him to do all He has promised.

We can help one another do what is right by loving others and doing good works. We can meet together and encourage one another because one day, Jesus will come again.

Christ Connection: Jesus came to be the sacrifice for sin. He lived a sinless life, died on the cross, and rose from the dead. In Him, we have complete forgiveness once and for all. ”

STORYTELLING TIPS

Make a chart: Use a dry erase board to create a chart of the differences between the sacrifices of the law and the sacrifice of Jesus. Under the law write *could not save, blood of bulls and goats, day after day, priest stood*. Under Jesus write *perfect sacrifice, once for all, saves, Jesus’ blood, takes away sin, sat down*.

Use emphasis: Speak with emphasis when you describe how Jesus died once for all, how His sacrifice takes away the sin of everyone who trusts in Him, how He sat down, etc.



THE STORY OF THE GOSPEL

2 REVIEW THE BIBLE STORY

SAY “ God’s people were given the law to show them their sin. No matter how hard they tried, they could never keep all of the law perfectly. They gave sacrifices of bulls and goats to pay for their sins. Could the animal sacrifices forgive their sin once and for all? **[Allow responses.]** No, animal sacrifices were not enough to forgive their sins once and for all. They had to offer animal sacrifices over and over again.

When Jesus came to save us, He came to be the perfect sacrifice for sin. Why was Jesus the perfect sacrifice? **[Allow responses.]** Jesus never sinned. He was fully human like us, except He never sinned. How many times did Jesus need to be a sacrifice for our sin? **[Allow responses.]** One time! Jesus died on the cross once and offers us forgiveness of our sin forever.

How does God want us to respond to Jesus’s sacrifice? **[Allow responses.]** He wants us to believe in Jesus and be saved! When we trust in Jesus, God changes us to be more and more like Him. We can ask God to help us obey Him and want the things He wants. We can encourage each other by telling people about Jesus and reminding them of what Jesus did to save them. One day, Jesus will come again. ”

3 CHRIST CONNECTION

SAY “ Jesus came to be the sacrifice for sin. He lived a sinless life, died on the cross, and rose from the dead. In Him, we have complete forgiveness once and for all. ”

(Tip: Use Scripture and the Gospel Plan Poster to explain how to become a Christian. Make sure kids know when and where they can ask questions.)

4 QUESTIONS FROM KIDS (3 minutes)

Show the “Unit 19, Session 6” questions from kids video. Prompt kids to discuss:

1. Do you ever feel God does not like you because you disobey Him? What should you do if you ever feel this way?
2. In Jesus, you have complete forgiveness. How does this truth give you courage to live for Him?

5 MISSIONS MOMENT (3 minutes)

SAY “ Andres (ahn DRAYS) Laracuenta (lah rah KWEN tay) is a lead church planter in Puerto Rico. God called him to start the Iglesia (ig LAY see uh) Biblica (BIB lee cah) Metro Church in Carolina, Puerto Rico. The church is near San Juan. Andres said that missionaries and churches helping the people recover from the disasters in the area have really made a difference. He explained that the hurricane opened new opportunities for him to meet people in his community and the surrounding neighborhoods. He said more Puerto Ricans are open to hear about Jesus. ”

Play the missions video. Tell kids that more individuals and churches are needed to partner with the churches already serving in Puerto Rico to help start new churches. Pray that more



THE STORY OF THE GOSPEL

people and churches, especially those from the Hispanic community who have a personal understanding of the people and culture, will help expand the work in Puerto Rico and share the good news about Jesus with the people.

6 KEY PASSAGE ACTIVITY (5 minutes)

Before the session, write each word of the key passage on individual pieces of paper. For larger groups, make additional sets. Show the key passage poster. Lead kids in reading aloud John 1:29 together.

SAY “Our key passage reminds us that Jesus is the Lamb of God who gave His life to take away our sin. Only Jesus’ sacrifice paid for our sin once and for all.”

Distribute a paper with a word from the key passage to each kid. Challenge kids to line up in the correct order of the key passage. Consider timing kids to see how fast they can line up. Challenge kids again and see if they can beat their original time.

Lead kids to sing “John Saw Jesus (John 1:29).” You may also choose to sing a worship song of your choice.

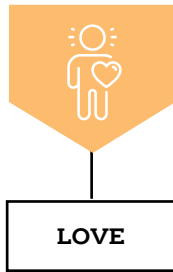
7 PRAY (2 minutes)

Invite kids to pray before transitioning to Love.

SAY “God, thank You for sending Jesus to be the ultimate sacrifice for our sin. Change our hearts to be more like You. Help us encourage others with the truth about Jesus. Amen.”

Transition from **LEARN** to **LOVE**





THE GOD OF THE GOSPEL

LOVE God by Applying the Story

1 REVIEW & BIBLE SKILLS (5 minutes)

Distribute Bibles. Guide kids to open their Bibles to Hebrews 10. Explain that the book of Hebrews helps us understand how Jesus came to fulfill the Old Testament. Remind kids that one way Jesus fulfilled the Old Testament was by being the perfect sacrifice for our sin. Consider pointing out the location of Jerusalem (H5) on the New Testament Israel Map where the sacrifices were performed at the temple.

Choose a volunteer to read aloud Hebrews 10:22 or ask the kids to follow along as you read the verses aloud.

SAY “In the temple, a curtain separated the most holy place—where God dwelt—from the other areas in the temple where people could go. Only a priest could enter behind the curtain once a year to offer sacrifices for the people’s sins.

Hebrews teaches us that when Jesus died for our sins, the veil was torn. Now through Jesus, all who trust in Him are no longer separated from God because of their sin. The perfect sacrifice of Jesus washes away our sin when we trust in Him. God no longer lives in a temple, but lives in us through His Spirit.”

2 GROUP DISCUSSION (10 minutes)

Ask the following questions. Lead the group to discuss.

SAY “Why is a sacrifice necessary to pay for sin?”

Help kids understand that the wages of sin is death. (Romans 6:23) Tell kids that we deserve to die for our sin. Remind kids that God made animals a substitute sacrifice to pay for the people’s sin in the Old Testament. Discuss how Jesus was the ultimate sacrifice because He paid for our sin once and for all.

SAY “Is there anything else we need to do to be forgiven by God? Why not?”

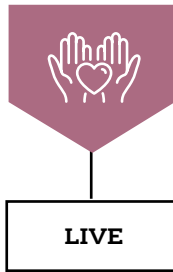
Lead kids to understand that Jesus’ sacrifice is complete and is the only way for our sin to be forgiven. Help kids understand that we do nothing to earn our salvation. Remind kids that our faith does produce good works in us that we are able to live out.

SAY “Do we ever need to be afraid to come to God with our sin? Why not?”

Remind kids that through Jesus we do not need to fear the punishment of God for our sin. Tell kids that through Jesus we can boldly and freely come to God. Help kids understand that God no longer sees our sin but instead sees that we have been made clean through our faith in Jesus.

Transition from **LOVE** to **LIVE**





THE MISSION OF THE GOSPEL

LIVE the Mission

1 ACTIVITY CHOICE (10 minutes)

☐ **OPTION 1: CREATE A BROCHURE**



Provide each kid with a copy of the “Brochure Template” printable. Distribute markers or crayons to the kids. Lead kids to design a Puerto Rico brochure that helps others learn about the needs of the churches there and how they can help.

Direct kids to recall what they have learned about Puerto Rico to encourage others to help serve the people who live there and tell them about Jesus. Invite kids to draw pictures in the squares that show how the missionaries are helping the people of Puerto Rico and how other people can help as well. Assist kids in folding the printable along the dotted lines to complete the brochure.

SAY “ Andres Laracuenta and his church, Iglesia Biblica Metro, are helping the people of Puerto Rico. But there is still more work to be done. Share your brochures with family members and friends to help others know how to help and pray for the mission work in Puerto Rico. ”

☐ **OPTION 2: GOSPEL KEY CHAINS**

Show kids the Gospel Plan poster. Distribute a length of lacing cord, five different colors of pony beads, and a key chain ring to each kid. Consider choosing pony bead colors that match each segment of the Gospel Plan poster. Guide kids to fold their length of lacing cord in half, insert the folded end of the cord through the hole of the key chain ring, and pull the loose ends of string through the cord loop at the top to secure the cord to the ring.

Lead kids to string the pony beads onto the cord so that the colors match the Gospel Plan Poster. Help kids tie the ends of their key chains so the beads are secure. Prompt kids to practice sharing the gospel with each other using the beads as a guide.

SAY “ This key chain is something you can put on your backpack or bag to remind you how to share the gospel with people everywhere you go. It also reminds us how much Jesus loves us and came to be the perfect sacrifice for our sin. ”

2 REFLECTION AND PRAYER (5 minutes)

Distribute a sheet of paper and pencil to each kid. Ask the kids to write about or draw a picture to answer the following questions:

- What does this story teach me about God or the gospel?
- What does this story teach me about myself?
- Who can I tell about this story?

Be sure to send the sheets home with the kids along with the activity pages so parents can continue to discuss the Bible story with their kids.

If time remains, take prayer requests or allow kids to complete the Bible story coloring page. Pray for your group.