



Unit 27 | Session 3

## JESUS WAS RAISED

Matthew 27-28; Mark 15-16; Luke 23-24; John 19-20

### **CHRIST CONNECTION:**

Jesus died on the cross for our sins, but He rose from the dead and is alive! God raised Jesus from the dead to be the King over everything. Jesus rescues us from sin and promises that we will live forever with Him.

### **BIG PICTURE QUESTION:**

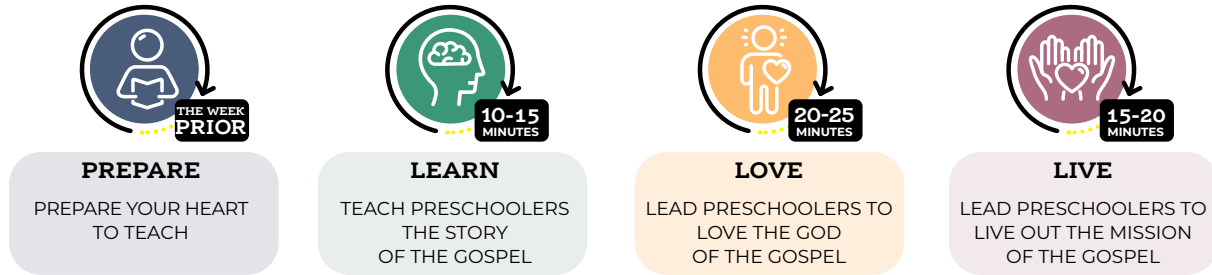
How is Jesus the perfect King? Jesus perfectly rules over everything.

### **KEY PASSAGE:**

Revelation 5:13



IN ADVANCE TO TEACH THE SESSION



## LEADER Bible Study

Amidst the darkness of the crucifixion story, the promise of new life in Jesus sprang forth. Here in these passages, the truth of Christ's victory became known first to His closest followers and then was spread throughout the rest of the world.

With what power was Jesus raised from the grave? How did these events tie into the story of the gospel or into our own lives? Every word of the Scriptures works in harmony to point to the reality of Christ's death and resurrection. Through His victory over sin and death, those who believe in His name find everlasting life through Him, God's Son.

Despite the security of the closely guarded tomb, Christ still rose again from the grave. Though the chief priests conspired to stop the truth of His resurrection from circulating, the truths of Christ's enduring power still resounded. The guards in their earthly strength, as well as the priests in their worldly power, stood no chance against the unstoppable might of the one, true Son of God.

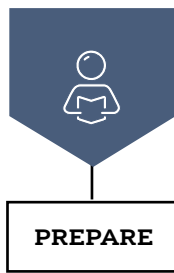
The Spirit of God that raised Christ from the dead was not just a once-and-done deal. In fact, that same Spirit is alive inside of those who profess faith in Jesus even still today. Remind preschoolers that the

miraculous power at work in the Son is still working within those who call upon His name for salvation from sin. God was pleased with His Son who reigns as King over all creation; He has invited us to enter into a relationship with Him, all because of the work that Christ did on our behalf.

Just as the angels reminded the women at the empty tomb, Christ did all that He said He would do, exactly as the Old Testament proclaimed the Messiah would. His truth remains, and His Word endures. Although the chief priests tried to spread false news, Christ's truth remains active and living, still alive today. Despite the mourning, weeping, and confusion of our human experiences, the good news is still ours to proclaim and cling to with hope. Christ is risen, and He invites us into the victory He has secured.

### TERMS TO KNOW

**Resurrection:** bodily rising from the dead. Jesus' resurrection was a supernatural act of God. Believers in Christ rise to eternal life with God; unbelievers to eternal separation from God.



IN ADVANCE TO TEACH THE SESSION

## GATHER Supplies

Keep these items on hand for each session: Allergy Alert, Bibles, construction paper, copy paper, washable markers, crayons, scissors (adult use), blunt-tipped scissors, glue sticks, glue, blocks, baby dolls, play dough, world map or globe, snack food, paper cups, and napkins.



**LEARN**

### Welcome and worship with song

- "I Will Stand" song
- Giant Timeline or Small Group Timeline

### Tell the Bible story

- Bible Story Picture Poster
- "Jesus Was Raised" video (optional)
- storytelling tips props (optional)
- cell phone
- linen cloths (optional)

### Practice the key passage

- Key Passage Marker
- Key Passage Poster
- "Forever and Ever (Revelation 5:13)" song

### Learn the big picture question and answer

- Big Picture Question Poster

### Respond through song and prayer

- "He Came Into the World" song
- "Greater Than Anything" song



**LOVE**

### Identify the emotions

- paper plates, 1 per child

### Race toy cars

- toy cars, 1 per child

### Play out the Bible story

- Bible times clothing

### Explore plant life

- books showing pictures of plant life and gardens (optional)



**LIVE**

### Review

- Giant Timeline
- "Forever and Ever (Revelation 5:13)" song

### Missions moment

- "Luther Rice Silhouette" printable, 1 copy



## THE STORY OF THE GOSPEL

# LEARN the Bible Story

### 1 WELCOME AND WORSHIP WITH SONG

Greet preschoolers with a smile. As preschoolers arrive, sing an action song such as “I Will Stand” to engage them and help them feel welcomed.

### 2 TELL THE BIBLE STORY

Show a cell phone and ask preschoolers what it is and why people use it.

**SAY** “ Cell phones like this one make it easy to share information with one another. In Bible times when Jesus and His disciples were on earth, there were no cell phones. So when something important happened, they had to go tell others in person. In today’s story, a woman rushes to the disciples to tell them something very important. Let’s learn more. ”

Open your Bible to Matthew 27–28; Mark 15–16; Luke 23–24; John 19–20. Show the video or tell the Bible story using the provided storytelling tips. Use the bold version of the Bible story for young preschoolers.

### JESUS WAS RAISED

“ On the third day after Jesus died on the cross, Jesus’ friend Mary went to the tomb early in the morning. Mary saw that the big stone had been moved away from the entrance. Mary ran to find Peter and John. “They have taken the Lord out of the tomb, and I do not know where His body is!” she said.

Peter and John ran to the tomb. John looked inside and saw linen cloths lying there. Then Peter went inside the tomb and saw the cloths too. The cloth that had been around Jesus’ head was folded up. John believed that Jesus was alive. Then John and Peter went home.

Mary went back to the tomb and cried. She looked inside and saw two angels. “Why are you crying?” they asked.

“They’ve taken away my Lord, and I don’t know where they put Him,” Mary said. Then Mary turned and saw Jesus standing there, but she did not know it was Him. She thought the man was a gardener.

“Why are you crying?” Jesus asked. “Who are you looking for?”

Mary said, “Sir, if you have taken away Jesus, tell me where He is and I will go get Him.”

Jesus said, “Mary.”

Mary looked at Him and said, “Teacher!”

Jesus sent Mary to tell the other disciples that He was going back to the

### STORYTELLING TIPS

#### Create the scene:

On one side of the teaching area, lay some linen cloths on the ground, with one of them folded up to show what the empty tomb may have looked like.

**Play it out:** Invite children to play out the roles of Mary, Peter, John, Jesus, and any other people in the story as desired. Direct the children on what to do as you tell the story.



## THE STORY OF THE GOSPEL

### **Father. Mary did what Jesus said, and she told the disciples, “I have seen the Lord!”**

While this happened, some of the soldiers who were guarding the tomb went into the city and told the religious leaders what happened. The leaders gave the soldiers money and told them to lie about what they saw. They told them to say that Jesus’ disciples stole His body while they were sleeping. So the soldiers took the money and told everyone that Jesus never rose from the dead. ”

Christ Connection: Jesus died on the cross for our sins, but He rose from the dead and is alive! God raised Jesus from the dead to be the King over everything. Jesus rescues us from sin and promises that we will live forever with Him.

### **3 PRACTICE THE KEY PASSAGE**

Place the key passage marker at Revelation 5:13. Invite a child to open your Bible to the key passage. Select one preschooler to be “king” or “queen” and invite that preschooler to choose how the entire group will say the key passage. She may choose to lead them to say it slowly, quickly, in a whisper voice, in a robot voice, or another way. Guide her to say the passage, phrase by a phrase, leading the others to repeat each phrase. Repeat the activity, selecting another king or queen to guide the group to repeat the verse. Continue until each preschooler has a chance to be king or queen. Children may choose to repeat another child’s way of saying the passage during his turn to lead the group.

**SAY** “ You each led the group as king or queen. Our key passage tells us that Jesus is the true King of kings and Lord of lords seated on the throne. He deserves blessing, glory, honor, and power. ”

Sing the key passage song “Forever and Ever (Revelation 5:13).”

### **4 LEARN THE BIG PICTURE QUESTION AND ANSWER**

**SAY** “ Our big picture question is, **How is Jesus the perfect King?** Do you remember the answer? **Jesus perfectly rules over everything.** Mary discovered that the big stone had been moved away from the entrance of the tomb. Jesus rose from the dead and is still alive today! He is the perfect King! ”

### **5 RESPOND THROUGH SONG AND PRAYER**

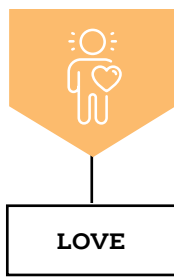
**SAY** “ Jesus died on the cross for our sins, but He rose from the dead and is alive! God raised Jesus from the dead to be the King over everything. Jesus rescues us from sin and promises that we will live forever with Him. ”

Sing “He Came Into the World” as preschoolers move with the music. Prepare for prayer by singing “Greater Than Anything.” You may also collect an offering.

**SAY** “ We praise You, Jesus, for rising from the dead! You died in our place for our sin, but three days later, You rose from the dead! You are the King of everything. You are alive today and rule and reign over all! ”

Transition from **LEARN** to **LOVE**





## THE GOD OF THE GOSPEL

# LOVE God because of what we learned

### 1 GO AND COME BACK



Stand in the center of a large room. Invite preschoolers to huddle around close to you. Instruct them to go to the edges of the room when you say, “Go!” and to come back to you when you say, “Come back!” Repeat, saying various ways they should move such as walk slowly, walk heel-to-toe, take baby steps, and take large steps. Continue play as long as preschoolers are interested.

**SAY** “ You all did a great job of going and coming back. When Mary saw that the big stone had been moved away from the entrance of the tomb, she ran to find Peter and John. Peter and John ran to the tomb. John looked inside and saw linen cloths lying there. Then Peter went inside and saw the cloths too. Jesus rose from the dead and is alive! God raised Jesus from the dead to be the King over everything. When we choose to follow Jesus, He rescues us from sin and promises that we will live forever with Him. ”

### 2 IDENTIFY THE EMOTIONS

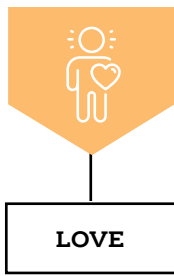
Place paper plates and washable markers or crayons on a table. Give a paper plate to each preschooler and guide him to draw a happy face on one side of his plate and a sad face on the other side. Suggest preschoolers decorate their plates however they choose, using the markers or crayons. Retell the Bible story, pausing to ask if different people in the story are happy or sad at various points. If preschoolers believe the person is happy, invite them to hold up their plates showing a happy face. If they believe the person is sad, invite them to hold up their plates showing a sad face.

**SAY** “ Mary was sad when she believed Jesus was dead, and even more sad when she believed that Jesus’ body was missing. She cried. But Mary was happy when she learned that Jesus was alive again! We are happy that Jesus is alive too! Jesus died on the cross for our sins, but He rose from the dead and is alive! God raised Jesus from the dead to be the King over everything. ”

### 3 RACE TOY CARS

Invite a few preschoolers at a time to race toy cars. Distribute toy cars and instruct children to line up on one side of the room. Tell them to push their cars to a designated place in the room as fast as they can. (Note: Make sure the space to race cars is clear of any other preschoolers or toys.) Provide toy cars to preschoolers and invite them to take turns racing the cars. Continue play until all preschoolers have had at least one turn to race a car.

**SAY** “ Your cars went fast across the room. In our Bible story we learned that Peter and John ran to the tomb where Jesus’ body was buried. They did not have cars in Bible times, so they ran. Do you think they ran fast? Why do you think they ran to the tomb? When they got there, John looked inside and saw linen cloths lying there. Then Peter went inside and saw the cloths too. Jesus rose from the dead and is alive! God raised Jesus from the dead to be the King over everything. Jesus rescues us from sin and promises that we will live forever with Him. ”



## THE GOD OF THE GOSPEL

### 4 PLAY OUT THE BIBLE STORY

Provide dress-up clothes for Mary, Peter, John, and Jesus. Invite four preschoolers at a time to play out the story. Encourage the other preschoolers to retell the Bible story as the children play out the actions. Cheer for each set of preschoolers when they finish playing out the story. Give each preschooler an opportunity to dress up and play out the story.

**SAY** “Great job, boys and girls! You played out and told today’s Bible story that Jesus was raised from the dead. You showed us what happened when Mary, Peter, and John went to the tomb where Jesus was buried. How would you have felt if you were Mary, Peter, or John at the empty tomb? Would you have been surprised? Confused? Sad? Happy? We know that the tomb was empty because Jesus rose from the dead and is alive. That is happy news indeed!”

### 5 EXPLORE PLANT LIFE

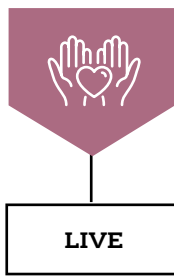


Follow your church’s policies and safety procedures and guide preschoolers on a nature walk outside. Walk through a garden area if available. If not, walk through an area where preschoolers can observe plant life. Point out different aspects of the plants, such as the stems, leaves, flowers, fruit or seed, and roots if possible. For an alternate activity, gather books showing pictures of plant life and gardens.

**SAY** “We looked at different plants today. When Mary first saw Jesus in today’s Bible story, she thought He was a gardener! A gardener is someone who takes care of a garden, making sure the plants are healthy and beautiful. But then Jesus called her name, and she knew the man was Jesus. She was happy to know that Jesus rose from the dead! We can also be happy that Jesus is alive! Jesus took the punishment for our sins when He died on the cross. God raised Jesus from the dead to be King over everything. Jesus rescues us from sin and promises that we will live forever with Him.”

Transition from **LOVE** to **LIVE**





## THE MISSION OF THE GOSPEL

### **LIVE** for God out of love

#### 1 REVIEW

Point to the giant timeline as you review today's Bible story. Ask the following review questions.

1. What did you like about the Bible story? (Preschoolers' answers will vary.)
2. Who are the three people in today's story that went to the tomb where Jesus was buried? (Mary, Peter, and John)
3. When Mary, Peter, and John went to the tomb, why was Jesus' body not there? (He rose from the dead and is alive! God raised Jesus from the dead to be the King over everything.)
4. How do you feel knowing that Jesus rose from the dead and is alive? (Answers may vary, but most preschoolers will feel happy that Jesus is alive and will want to worship and obey Him as King of everything.)
5. **How is Jesus the perfect King? Jesus perfectly rules over everything.**

**SAY** “ On the third day after Jesus died on the cross, Jesus' friend Mary went to the tomb. Mary saw that the big stone had been moved away from the entrance. Mary ran to find Peter and John. Peter and John ran to the tomb. John looked inside and saw linen cloths lying there. Then Peter went inside the tomb and saw the cloths too. John believed that Jesus was alive. Then John and Peter went home. Mary went back to the tomb and cried. She saw Jesus standing there, but she did not know it was Him. She thought the man was a gardener. She knew it was Jesus when He said her name. Jesus sent her to tell the other disciples, and she told them, ‘I have seen the Lord!’ Jesus died on the cross for our sins, but He rose from the dead and is alive! God raised Jesus from the dead to be the King over everything. Jesus rescues us from sin and promises that we will live forever with Him. ”

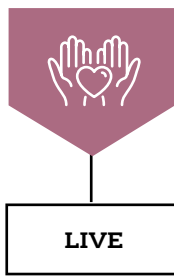
Sing the key passage song “Forever and Ever (Revelation 5:13).”

#### 2 PRAY

Invite preschoolers to tell you any prayer requests they have. Pray for them.

**SAY** “ King Jesus, You rule and reign over everything! You rose from the dead and are alive today! Help us see that when we sin, we do wrong things that are not what You want, we can say we are sorry and ask You to forgive us, and You will! You lived a perfect life and never did anything wrong. You died on the cross to take the punishment for our sins. God raised You from the dead to be the King over everything. We love you! Amen. ”





## THE MISSION OF THE GOSPEL

### 3 MISSIONS MOMENT

Print and display the “Luther Rice Silhouette” printable. Explain that Luther Rice helped organize groups to support missions faraway and in his own country, the United States.

**SAY** “ Another part of Luther Rice’s job was to collect money for missions; this became his most important work. Luther Rice also led a group to begin a publishing company to print small books to tell people about Jesus. Luther Rice knew that colleges were needed to train ministers. Leaders voted to establish Columbian College (now George Washington University) in Washington, DC. Luther Rice served as a leader at the college. Luther Rice continued to travel throughout the country requesting money for the college and the mission board to support missionaries. ”

Thank God for Luther Rice and for how he helped people understand how they could work together to support missions.

### 4 TELL THE GOOD NEWS

Guide preschoolers to sit on the floor in a circle. Whisper a message in the ear of a preschooler on one side of you. Ask him to whisper the message to the person on the other side of him. Guide preschoolers to pass the message around the circle. Ask the last child to receive the message to say the it and see if it is the same message you said to begin the game. Repeat the activity as time allows. (Possible messages: “Jesus is the perfect King.” “Jesus rules perfectly over everything.” “Mary went to the tomb.” “Peter and John ran to the tomb.” “Jesus is alive!” “I have seen the Lord!”)

**SAY** “ Some of the messages made it all the way around the circle the same as when they started. Some did not. We learned in the Bible story that Jesus sent Mary to tell the disciples an important message. Mary did what Jesus said, and she told the disciples, ‘I have seen the Lord!’ We can tell others the good news about Jesus too. Jesus died on the cross for our sins, but He rose from the dead and is alive! God raised Jesus from the dead to be the King over everything. Jesus rescues us from sin and promises that we will live forever with Him when we choose to follow Him. ”