



Unit 4 | Session 3

GOD PARTED THE RED SEA

Exodus 13-15

CHRIST CONNECTION:

Moses led the Israelites out of Egypt, and God provided a way for them to escape through the Red Sea. The Bible says that Jesus is greater than Moses. (Hebrews 3:3) People who trust in Jesus escape the penalty of sin and have eternal life.

BIG PICTURE QUESTION:

Does God keep His promises? Yes, God always keeps His promises because He is faithful.

KEY PASSAGE:


Numbers 23:19

EXPECTED RESPONSE:

Awe



PRIOR TO TEACHING THE SESSION



PLAN the Session

1. Read the Leader Bible Study and review the session plan.
2. Check out the session-by-session training available on Ministry Grid.
3. Pray for yourself, your group, and the other leaders and kids in your ministry.

LEADER Bible Study

After 430 years of slavery in Egypt, the Israelites—now numbering 600,000 men plus their families—were on their way out with Moses as their leader. God had promised to give them a new land: “a land flowing with milk and honey” (Ex. 3:17).

Even so, the trials they would face on their way to the promised land were just beginning. As you teach this story, consider the following three points:

God went before His people. God didn’t free Israel and set them loose aimlessly into the wilderness. He did not free them from slavery for no reason, but in order that they would worship Him (Ex. 8:1). God’s intention was to guide His people, as shown by God’s presence with them in the pillars of cloud and of fire. Their path was being set by an omnipotent, loving Father.

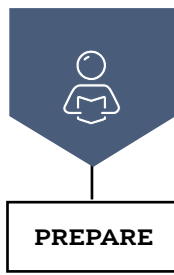
God stood behind His people. After God hardened Pharaoh’s heart once more, he decided he’d rather not release the Israelites. God moved to protect His people from the powerful army of chariots bearing down on them on the shore of the Red Sea. God did not expect His people to defend themselves from their enemies.

God defeated His enemies. By setting themselves up against Israel, Pharaoh and the Egyptians had doubled down on being enemies of God. The path through the Red Sea was a path of deliverance for Israel, but it was also a path of destruction for those who would try to hinder God’s plans.

As you guide kids to understand this story, help them imagine the awe the Israelites must have felt as they witnessed God’s power to guide them and protect them. Help them consider the ways we can look on God with awe for the incredible way He made a path for us to be saved from sin.

PLACES TO KNOW

Red Sea: The Hebrew words for “Red Sea” are *Yam Suph*, which can be translated as “Sea of Reeds.” When the algae that grow in the Red Sea die, the sea becomes a reddish-brown.



PRIOR TO TEACHING THE SESSION

GATHER Supplies

Keep a regular supply of the following items available at all times: Bibles, pens or pencils, markers, crayons, colored pencils, scissors, glue or tape, paper.



Countdown

- countdown video

Worship through Music

- “Guide Me, O Thou Great Jehovah,” “Holy God (Holy, Holy, Holy),” or other high-energy worship songs of your choosing

Introduction and Big Picture

Question

- Big Picture Question Poster

Tell the Bible Story

- “God Parted the Red Sea” video
- Bible Story Picture Poster

Group Demonstration

- thin pan
- water
- pepper
- paper fans, 2
- dish soap



Group Activity

- cones to designate the area of play for the game (optional)

Respond in Worship

- “With All My Heart,” “Here With Me,” or other slower worship songs of your choosing
- offering basket or collection box (optional)



Key Passage

- Key Passage Poster
- “Unchanging God (Numbers 23:19)” song

Additional Activity

- empty bathroom tissue rolls, 2 per kid
- permanent markers (adult use only)
- masking tape
- hot glue gun (adult use only)
- hot glue sticks
- construction paper in a variety of colors, 1 sheet per child
- markers, pom-poms, stickers, glitter, and other craft supplies (optional)



THE STORY OF THE GOSPEL

LEARN through Worship

1 COUNTDOWN

Show the countdown video as your kids arrive, and set it to end as worship time begins.

2 WORSHIP THROUGH MUSIC (5–10 min.)

Choose a few high-energy worship songs—such as “Guide Me, O Thou Great Jehovah” or “Holy God (Holy, Holy, Holy)”—to sing with your group of kids. Lead motions enthusiastically and encourage kids to join you. Between songs, help the kids think through what it means to worship God and why we often use music to help us do so. Take time to talk the kids through any lyrics that might be challenging to understand.

3 INTRODUCTION AND BIG PICTURE QUESTION (3 min.)

SAY “ Welcome back! It’s so great to see you today. Who remembers what our Big Picture Question is? [Allow responses.] That’s right! Our Big Picture Question is: **Does God keep His promises?** And the answer is: **Yes, God always keeps His promises because He is faithful.** We’ve already seen that God was faithful to give Abraham a big family. The Israelites grew so big that Pharaoh enslaved them out of fear. But, God didn’t want the Israelites to be slaves, so He called Moses to free them and lead them to the good land God had promised them. Last session we learned that because of Pharaoh’s refusal to let the Israelites go, God sent plagues on the Egyptians. Who remembers some of the plagues God sent? [Allow responses.] In the final plague, all the firstborn sons of Egypt died. In order to be spared from the final plague, the Israelites had to do something special to their homes. What did the Israelites have to do? [Allow responses.] They had to kill a spotless lamb and put its blood on the doorpost of their homes. Does anyone remember how this relates to Jesus? How is He like the Passover lamb? [Allow responses.] When John the Baptist saw Jesus in John 1:29 he said, ‘Here is the Lamb of God, who takes away the sin of the world!’ Jesus shed His blood on the cross so that we could be spared the judgment our sin deserved. Remember, Jesus was the fulfillment of God’s promise to Abraham that one of his family members would be a blessing to all people. Jesus is a blessing to all because His salvation is made available to all who would receive it. There was no greater fulfilled promise than Jesus. ”



THE STORY OF THE GOSPEL

4 TELL THE BIBLE STORY (10 min.)

Open your Bible to Exodus 13–15. Tell the Bible story using the script provided, or flesh out the “Kids Sermon Outline” in the margin to teach a more in depth message. You may choose to play the Bible story video “God Parted the Red Sea.” Use bold text to retell or review the story.

GOD PARTED THE RED SEA

“**Moses quickly led God’s people—the Israelites—out of Egypt.** God guided Moses and the Israelites **toward the Red Sea** and the wilderness. As they traveled, **God went ahead of them in a pillar of cloud during the day. At night, God was in a pillar of fire.**”

God told Moses to set up camp near the sea. **God knew Pharaoh was going to change his mind** and chase after the Israelites, **and God had a plan to prove** to the Israelites that **He is the one true God.**

Sure enough, **Pharaoh got into his chariot, and he and his army** pursued the Israelites. They **caught up with God’s people**, who were camping near the sea.

The Israelites saw the Egyptians coming, and they **were afraid.** “**We are going to die!**” they shouted. “We should never have left Egypt!”

But Moses said, “Don’t be afraid. God brought you here, and He **will fight for you.**”

As the Egyptians got closer, **God told Moses what to do: “Stretch out your hand over the sea, and divide it so the Israelites can go through the sea on dry ground.”** God moved behind the Israelites to hold back the Egyptians for the night. In the morning, Moses stretched out his hand and divided the sea. **The Israelites walked through with walls of water on both sides.**

But **the Egyptians chased after them.** As soon as the Israelites were safely **on the other side of the sea, Moses stretched out his hand again. The waters crashed down,** covering the Egyptians and **killing all of Pharaoh’s army.**

When the Israelites saw what had happened, they feared God and believed that He had sent Moses to lead them. Moses and the Israelites sang a song to the Lord. “The LORD is my strength and my song,” they said. “He has become my salvation.” ”

KIDS SERMON OUTLINE

God went before His people (Ex. 13:20-22): God knew what was best for His people and led them in that path. His plans for them were perfect, and He lovingly guided them.

God stood behind His people (Ex. 14:13-19): God neither expected His people to fight Pharaoh, nor did He leave them unprotected. God intervened to hold the Egyptians back.

God defeated His enemies (Ex. 14:23-28): God has power both to save and to destroy, and He used Egypt to prove His glory and power to His people.



THE STORY OF THE GOSPEL

5 CHRIST CONNECTION

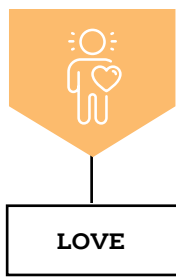
SAY “ Soon after leaving Egypt, the Israelites began to complain and wish they could go back to Egypt. They doubted God’s plan, thinking God led them out of Egypt just to be defeated. Despite their grumbling and complaining, God would still be faithful to the Israelites. What they failed to remember is that God is the Creator of all things, and all of creation obeys Him. What seems impossible to man is possible with God. He provided a way for the Israelites to escape through the Red Sea by miraculously parting the waters and allowing them to walk through. The Israelites were in awe as God once again showed His power and control over creation. There is no question this miracle points to Jesus! Moses led the Israelites out of Egypt, and God provided a way for them to escape through the Red Sea. The Bible says that Jesus is greater than Moses. [See Hebrews 3:3.] People who trust in Jesus escape the penalty of sin and have eternal life. Thinking about Christ’s sacrifice and His power over sin and death when He rose from the grave will fill us with awe and lead us to worship God. ”

6 GROUP DEMONSTRATION (5 min.)



Before the demonstration, fill a thin pan with one inch of water and sprinkle ground black pepper over the surface of the water. Choose two volunteers, and give each one a paper fan. Using only their fans, they will each have 60 seconds to create enough wind power to blow the pepper to the edges of the pan. After each volunteer has tried, make sure the pepper is once again spread on the surface of the water. Sprinkle more on top, if needed. Secretly dip your finger in dish soap and touch the water in the pan. The soap will break the surface tension of the water, causing the pepper to move to the sides of the pan.

SAY “ I was easily able to part the pepper, but I had an advantage. I had dish soap on my finger! The soap broke the surface tension of the water, forcing the pepper, which floats on top of the water, to separate. You could say that the dish soap, by its very nature, holds a power over the water. The same could be said for God. He is the Creator of all things, and because of that, He has power and control over all things. In today’s story we saw God’s power over nature as God used Moses to split the Red Sea, allowing the Israelites to walk through. We also saw God’s power to close the sea back up, bringing judgment on the Egyptians. God is different from us. He didn’t have to work at splitting the sea, nor did it exhaust Him. The Red Sea willingly split because ‘even the winds and sea obey Him!’ (Matthew 8:27). This should lead us to view God with awe and trust Him no matter what the circumstance. ”



THE GOD OF THE GOSPEL

LOVE with Worship

1 DISCUSSION (10 min.)

Consider forming smaller groups to discuss the following deep questions. Encourage kids to be honest about their feelings and help them learn to process them in healthy ways.

1. We talked about the awe you might feel when you think about God’s power to save and to destroy. But that may not be the only feeling you have when you think about God’s power. What are some other feelings you may have when you think about God’s power in a seemingly hopeless situation? Help kids think about and describe other feelings—such as anxiety or doubt—they may have. Provide a safe place for kids to discuss emotions, and remind kids that their feelings are real and valid, even if they don’t match what others feel.
2. Can you think of other times you have felt those feelings? Would anyone like to share their stories? Help kids talk through other situations where they have felt awe, anxiety, doubt, or another emotion mentioned in the first question. Be prepared with examples from your own life.
3. Can you think of any hurtful or destructive ways we might use those feelings? The Israelites doubted that God had a purpose in bringing them out of Egypt. As they were pinned up against the Red Sea and trapped by Pharaoh, they were anxious and feared for their lives! Remind the kids that when we question God’s purposes or are anxious about circumstances, we are tempted to do what the Israelites did: lose hope, complain, and blame God for our situation. All of these reactions show a lack of trust in God’s character and plan.
4. Can you think of any helpful or constructive ways we might use those feelings? Remind the kids that in scary situations we often like to think of the worst thing that could happen, but they could also be wonderful opportunities to see God do something amazing, like He did in parting the Red Sea. Remind them that hopeless situations are good reminders that we are not in control and that we desperately need God to do what we cannot do. And, as we see God come through over and over again, we learn to trust Him in these difficult times. Remind kids that they are not alone, even when they feel helpless. God is with them, and He has given them trusted adults and leaders who can help.

After the kids have had time to discuss, direct their attention back to the main worship leader for the group activity. If you formed smaller groups, you may choose to re-gather as a larger group depending on your ministry context.

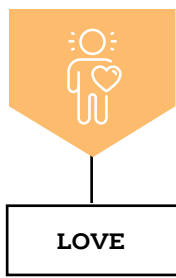
2 GROUP ACTIVITY: RED SEA SCRAMBLE (5–10 min.)

SAY “Once the Israelites realized that Pharaoh was pursuing them, you can imagine they moved pretty quickly to escape harm’s way. In this game, you’ll have to think fast and move even faster if you want to stay in the game!”

Form two teams of kids. One team will be the “Israelites,” and the other team will be the “Egyptians.” Teach the kids some verbal cues needed for the game.

Commands:

- “We’re going down!”- Kids quickly drop to the floor
- “Stretch the staff!”- Kids hold out their hands as though they’re holding a staff



THE GOD OF THE GOSPEL

- “Fear not!”- Kids will stand up straight looking confident;
- “The Egyptians are coming!”- Kids run in place;
- “Red Sea Scramble!”- all of the kids on the Egyptian team will try to tag the kids on the Israelite team, and vice versa.

Whenever kids are tagged, they must stop right where they are. They are considered “frozen” and cannot move again unless a teammate comes and unfreezes them by tagging them. At any point the leader can end the “Red Sea Scramble!” by swapping to another command; however, those kids who are frozen must remain frozen and cannot participate in other commands, nor can they be unfrozen unless during the “Red Sea Scramble!” The winning team is the one who is able to successfully freeze all of the other team.

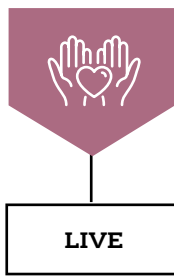
SAY 🗨️ This game was a lot of fun, wasn’t it? And, the commands actually helped to retell the story from today. Not long after leaving Egypt, the Israelites realized that Pharaoh was pursuing them, so the command ‘The Egyptians are coming!’ where you had to run in place matches the Israelites moving quickly to escape Pharaoh. Like we talked about, the Israelites were very scared, and they probably thought they were going to die, hence the command ‘We’re going down!’ where you had to drop to the floor. After the Israelites finished complaining and blaming God for their situation, Moses told them to ‘Fear not!’ because God was with them and would fight their battle; the Israelites could stand firm because of their faith in God. Every time the leader called out ‘Red Sea Scramble!’, it was a bit chaotic with everyone running around. You didn’t know who would get tagged, and ultimately you were probably unsure who would win the game. Thankfully, even though the Israelites feared Pharaoh and doubted God, the battle was never in question. God knew He would defeat the Egyptians that day. Being that He is the Creator of all things, He is more powerful than anyone or anything and controls all things so that it will bring Him glory and accomplish His purposes. 🗨️

3 RESPOND IN WORSHIP (3 min.)

Choose slower worship songs—such as “With All My Heart” or “Here With Me”—that will help your kids reflect on the concepts they have learned about during this session. Encourage kids to respond however they feel God leading them, whether in prayer, quiet thought, or song.

SAY 🗨️ This story should make you wonder, Why would God continue to love and rescue a group of people who were so quick to doubt Him and reject His freedom? The answer is God was being faithful to His promise with Abraham by not giving up on the Israelites. Remember, we learned with our Big Picture Question that God always keeps His promises because He is faithful. God was faithful to rescue the Israelites that day, and through Christ’s sacrifice on the cross, we, too, have been rescued from sin, death, and judgment. That should cause us to be in awe of who God is and sing praises to Him! 🗨️

As you continue playing music, allow the kids a few minutes to pass an offering basket, bring offerings to a collections box, or collect offerings in another way.



THE MISSION OF THE GOSPEL

LIVE in Worship

1 KEY PASSAGE (5 min.)

SAY “ Even when a man was hired to curse God’s people, he couldn’t go against God’s promises. One of God’s promises we can cling to is if we confess our sins, He is faithful and just to forgive us of our sins and cleanse us from all unrighteousness (1 John 1:9). Praise God that He never lies, and He won’t change His mind. He will be faithful to forgive us through Christ, so we worship Him! ”

Read Numbers 23:19 and encourage the kids to read along. Display the key passage poster for kids to read. You may also sing the key passage song, “Unchanging God (Numbers 23:19).”

2 APPLICATION (2 min.)

Spend some time following up with the kids to see if they were able to complete the application challenges from the previous session (examine your heart toward God and ask God to identify areas of sin). Encourage each kid for his or her efforts, and remind kids to keep seeking ways to worship God each day.

SAY “ Awesome job with those challenges! Don’t worry if you didn’t complete them last week; you’ll get an opportunity this week. Remember, every time we hear God’s Word we learn more about who God is and how He wants us to live. As we challenge ourselves to obey God in all that we think, say, and do, ultimately we’re worshipping God. ”

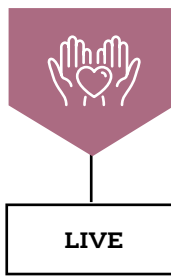
1. Write out Deuteronomy 31:8 on two index cards or sticky notes at home. Put one card somewhere at home where you’ll see it often to help you memorize it.
2. Give the other card to a friend who’s going through something difficult or scary. Tell your friend about Jesus. Pray for that friend this week.

SAY “ Can you do those things to worship God this week? [Allow responses.] Awesome! I can’t wait to hear how it goes! ”

3 PRAYER AND ANNOUNCEMENTS (2 min.)

SAY “ God, thank You that even if things seem chaotic and out of control around us, You are still in control. When we are afraid, You promise to be with us. Thank You for sending Jesus to die on the cross so that our hearts could be at peace and we could have a right relationship with You. We praise You today. Amen. ”

Make any announcements from your kids’ ministry before dismissing. If there’s significant time between dismissal and pick-up, consider using the additional activity to keep the kids engaged. You may also substitute the additional activity for the group activity.



THE MISSION OF THE GOSPEL

ADDITIONAL ACTIVITY

FOCUS ON GOD

Before the session, hot glue two empty bathroom tissue rolls together to make binoculars. Make a pair for each kid. Allow each kid to pick out a color of construction paper he wants to wrap around his binoculars. Cut off any excess, and use tape to secure the construction paper. Help kids write Focus on God on their binoculars. You may invite the kids to decorate their binoculars using markers, glitter glue, pom-poms, stickers, or other craft supplies.

SAY “ To put your focus on something means to give someone or something all of your attention. After leaving Egypt and getting trapped by the Red Sea, the Israelites shifted their focus from God to Pharaoh. They started to believe that the Egyptians were bigger, stronger, and more in control than God, and in doing that, they began to fear and think crazy thoughts like, ‘We wish we were enslaved in Egypt again.’

That’s what happens when we focus on our problems: we forget how big, strong, and in-control God is. We begin to think whatever is in front of us is greater than God, and so we become afraid. The Egyptians might have been great, but God was greater. He’s so great that He controls nature. Through Moses, God parted the Red Sea, and the Israelites walked to safety. Just like a pair of binoculars brings far away things in close so they’re easier to see, we too should put our focus on God’s Word so that the truth of God is brought near to us and we get a better, closer look at who He really is. When we do, we’ll find a God who loves us, wants a relationship with us, and is always faithful to His promises, most importantly His promise to send Jesus. ”