

UNIT 11 | SESSION 4

## DAVID SINNED AND WAS FORGIVEN

2 SAMUEL 11–12

### KEY PASSAGE:

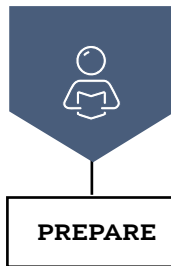
Ephesians 1:7-8

### BIG PICTURE QUESTION:

What is grace? Grace is when God gives us something good even when we do not deserve it.

### CHRIST CONNECTION:

When David repented of his sin, God forgave him, but sin always comes with a price. God spared David's life, but David's son died. When we sin, we deserve death. But we can receive God's forgiveness because God sent His Son, Jesus, to pay the price for our sin.



## PRIOR TO TEACHING THE SESSION



## LEADER Bible Study

Why is it that we can be so quick to see the sins of others, but have such a hard time seeing our own? In 2 Samuel 12, after David had grievously sinned against Bathsheba, Uriah, and ultimately the Lord, he was confronted by Nathan and forced to see the depravity of his own failure.

Nathan came to David with a word from the Lord to help him see the significance of his own sin. David had not yet repented of his sin, but God was gracious to use Nathan to call David to repentance.

David's sin had snowballed as he tried to cover it up. Ultimately, David's sin escalated to the point of murder. Through a story of injustice, Nathan was able to confront David of his sin. Nathan helped David see the sickness of his own heart and actions, and he shared with David what he could expect as a consequence of his sin.

David needed what each of us needs as well: someone to whom we can disclose sin and who can help hold us accountable. What Nathan did for David was painful but powerful. Nathan helped David see sin in his life that needed to be repented.

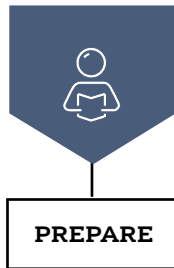
Who in your life has the Lord used or could use to help you acknowledge sin, repent, and walk in righteousness? Who is a godly person able to help point you to truth?

Proverbs 27:17 says, "Iron sharpens iron, and one person sharpens another." Iron is sharpened by one surface rubbing against another so that the imperfections can be broken away. God has placed people in our lives who can speak truth to us and encourage us to live by faith.

As we follow Jesus, we need one another to walk in the light and find forgiveness in the Lord. We can also remember, by faith in Christ, we are sealed with the Holy Spirit who reveals sin and helps us to flee from temptation. The grace of God abounds as we strive to live a life of godliness, remembering we have a Savior who lives to intercede on our behalf, until at last we shall see Him face to face.

### TERMS TO KNOW

**Repentance:** Change of mind; regret or remorse accompanying a realization that wrong has been done; a thorough turning from self to God in which God is recognized as the most important fact of one's existence.



## PRIOR TO TEACHING THE SESSION

### GATHER Supplies

Keep a regular supply of the following items available at all times: Bibles, pens or pencils, markers, crayons, colored pencils, scissors, glue or tape, paper.



#### WELCOME

##### Activity Page

- ☐ "Color Clues" activity page

##### Session Starter (Option 2)

- ☐ red paper
- ☐ green paper



#### LEARN

##### Introduce the Session

- ☐ countdown video

##### Big Picture Question

- ☐ Big Picture Question Poster

##### Review the Timeline

- ☐ Giant Timeline

##### Tell the Bible Story

- ☐ "David Sinned and Was Forgiveness" video
- ☐ Bible Story Picture Poster

##### Questions from Kids

- ☐ "Unit 11, Session 4" questions from kids video

##### Missions Moment

- ☐ "Video Missions Poster" printable

##### Key Passage Activity

- ☐ Key Passage Poster
- ☐ "In Him We Have Redemption (Ephesians 1:7-8)" song
- ☐ worship song of your choice (optional)
- ☐ dry erase board
- ☐ dry erase marker



#### LOVE

##### Review & Bible skills

- ☐ Small Group Timeline and Map Set
- ☐ world map



#### LIVE

##### Activity Choice (Option 1)

- ☐ props (Bible times clothing, stuffed animal sheep, cup)
- ☐ cell phone (optional)

##### Activity Choice (Option 2)

- ☐ Big Picture Question Poster
- ☐ red hearts cut from foam paper, 1 per kid
- ☐ washable markers
- ☐ small plastic bins, 1 per group of 4 or 5 kids
- ☐ sponges
- ☐ dish soap
- ☐ water

##### Journal and Prayer

- ☐ Journal Page
- ☐ "Quiz Time" activity page



## WELCOME Kids

Greet each kid as he or she arrives. Use this time to collect the offering, fill out attendance sheets, build relationships, and help new kids connect to your group.

**SAY** “Have you ever had to suffer the consequences of something you did wrong or a mistake you’ve made?”

### 1 ACTIVITY PAGE (5 minutes)

Invite kids to complete “Color Clues” on the activity page. Kids should use the key to fill in the spaces and discover the hidden word.

**SAY** “Today, we will hear a story from the Bible about a time King David sinned against the Lord and needed to repent. This story will help us understand what we need to do when we sin. I am excited to share this story with you!”

### 2 SESSION STARTER (10 minutes)

#### ☐ OPTION 1: CAN YOU COPY?



Ask for three volunteers to come to the front. Challenge each kid to copy a set of actions after you. Begin by asking the kids to pay close attention as you do a set of three actions such as clapping your hands two times, touching your toes, and then touching your head. The first kid must copy your actions perfectly. If she does, she can stay up front. If she does not copy the actions perfectly, she should return to her seat. Continue with each kid, making the set of actions faster and harder to copy as the game goes on. Continue until there is one kid left who is the winner. Repeat the game as time allows.

**SAY** “David, like all the other humans in the Bible, made mistakes and sinned against God. Today’s story will remind us that we can copy David’s example of repentance when we sin.”

#### ☐ OPTION 2: STOP AND GO!

Direct kids to spread out and line up across one side of the room. Stand at the opposite end of the room. Challenge kids to pay close attention to you. Direct them to begin walking forward when you hold up the green paper and stop immediately when you hold up the red paper. Any kid who does not stop as soon as you hold the red paper up is out. As soon as kids get to your side of the room, direct them to walk back to where they started. Continue the game as long as time allows.

**SAY** “God gives us inner ‘red lights’ that tell us to stop before we sin. Today, we will see that David did not stop when he felt that red light warning from God and had to suffer the consequences of his sin.”

Transition from **WELCOME** to **LEARN**





## THE STORY OF THE GOSPEL

# INTRODUCE the Bible Story

### 1 INTRODUCE THE SESSION (3 minutes)

Show the countdown video as you transition to introduce the Bible story. Set it to end as the session begins.

**SAY** “Welcome, everyone! I’m so glad you’re here! My name is **[your name]**, and today we are going to learn a story from the Bible. If you brought your Bible with you today, would you hold it up in the air? **[Distribute Bibles to kids who do not have them.]**

The Bible is God’s Word, and everything recorded in the Bible really happened. Sometimes we read incredible stories of how God used people to do amazing things and sometimes we read stories about mistakes people have made. Today, we will learn about a time that David made a really big mistake and sinned. Because of his sin, David had to suffer consequences, but that is not where the story ends! I cannot wait to share the whole story with you today! ”

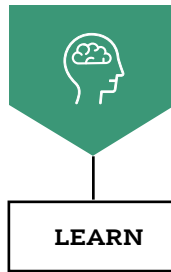
### 2 BIG PICTURE QUESTION (1 minute)

**SAY** “Over the past several weeks we have been focusing on a big picture question that helps us focus on what God is teaching us through His Word. Does anyone remember our big picture question? **[Allow kids to respond.]** Our big picture question is, **What is grace?** The answer is, **Grace is when God gives us something good even when we do not deserve it.** Today’s story will help us understand the big picture question as we read about a time God gave grace to David. ”

### 3 REVIEW THE TIMELINE (1 minute)

Show the giant timeline. Point to individual Bible stories as you review.

**SAY** “Over the last several weeks, we have studied the life of David. We read how God chose David to be king and how He used David as a young man to conquer Goliath and display God’s glory to the world. Last week, we saw how God made a covenant with David that David’s kingdom would last forever and how God kept this promise by sending Jesus. Today, we will see how David sinned and received forgiveness from God. ”



## THE STORY OF THE GOSPEL

### LEARN the Bible Story

#### 1 TELL THE BIBLE STORY: VIDEO OR STORYTELLER (10 minutes)

Open your Bible to 2 Samuel 11–12. Use the Bible storytelling tips to help you tell the story, or show the Bible story video “David Sinned and Was Forgiveness.” Use the bold text to retell or review the story.

#### DAVID SINNED AND WAS FORGIVEN

“ One spring, **King David sent out Israel’s army.** Instead of going with them, David put another man in charge, and **David stayed in Jerusalem.**

One evening, David looked out from his palace and saw a beautiful woman named Bathsheba. Bathsheba was the wife of Uriah (yoo RIGH uh), one of the best warriors in David’s army. David sent his messengers to get Bathsheba, and she came to David’s house. Later, Bathsheba told David that she was going to have a baby; the baby was David’s.

David knew he had sinned, so David made a plan to make sure no one found out that Bathsheba’s baby was his.

First, David called Uriah home from the battle. Then David told Uriah to go spend time with his wife. But Uriah didn’t think it was fair for him to relax at home while the other men were at war. Uriah slept on David’s doorstep and refused to visit his wife. No matter what David did or said, Uriah did not go home to his wife.

David’s plan was not working, so he made a new plan. He instructed the leader of the army to send Uriah into the hardest part of the battle so he would be killed. This time, David’s plan worked. Uriah was killed in battle. David took Bathsheba into his house to be his wife, and she had a baby boy.

God knew what evil things David had done. God sent Nathan the prophet to talk to David. Nathan told David a story: A traveler came to a rich man who had many animals. The rich man did not offer his own animal. Instead, he took a poor man’s lamb—the only lamb he had—and gave it to the traveler to eat.

This story made David feel angry. “The rich man should die!” David said.

“You are the man!” Nathan said. God had given David a position of great power, and David took what wasn’t his. David realized he had sinned against God. David deserved to die. “You won’t die for this,” Nathan assured David, “but God will punish you. Your son will die instead.”

Christ Connection: When David repented of his sin, God forgave him, but sin always comes with a price. God spared David’s life, but David’s son died. When we sin, we deserve death. But we can receive God’s forgiveness because God sent His Son, Jesus, to pay the price for our sin. ”

#### STORYTELLING TIPS

**Discuss new words:** Focus on the word “repent” and explain how the word repent is illustrated in the story when David realized his sin against God and asked for forgiveness.

**Use a visual:** Use a toy lamb as a visual as you explain the story Nathan told David.





## THE STORY OF THE GOSPEL

### 2 REVIEW THE BIBLE STORY

**SAY** “David was a human, and just like every human, he sinned. After David sinned, he tried to cover it up. How did David try to cover up his sin? Look at 2 Samuel 11:15. [Choose a volunteer to read aloud 2 Sam. 11:15] Did David’s plan work? [Allow kids to respond.] No, it did not. God sees everything and knows everything and nothing can be hidden from him.

God sent Nathan to David to show him his sin and how it displeased the Lord. After Nathan told David the story of the rich man who had taken the lamb from the poor man, David was angry. He thought the rich man should pay for what he did. What did Nathan say to David? Look at 2 Samuel 12:7-9. [Choose a volunteer to read aloud 2 Sam. 12:7-9.]

David realized his sin against the Lord. He repented and asked God to forgive him. Did God forgive David’s sin? [Allow kids to respond.] Yes, He did! God is faithful to forgive our sin when we come to Him in repentance. This is one of the many ways we see God’s grace in David’s life, and in our lives too. God forgave David’s sin, even when he didn’t deserve it. God does the same for us through Jesus.”

### 3 CHRIST CONNECTION

**SAY** “When David repented of his sin, God forgave him, but sin always comes with a price. God spared David’s life, but David’s son died. When we sin, we deserve death. But we can receive God’s forgiveness because God sent His Son, Jesus, to pay the price for our sin.”

(Tip: Use Scripture and the Gospel Plan poster to explain how to become a Christian. Make sure kids know when and where they can ask questions.)

### 4 QUESTIONS FROM KIDS (3 minutes)

Show the “Unit 11, Session 4” questions from kids video. Prompt kids to discuss:

1. What should you do if you still feel guilty after saying sorry to someone you hurt?
2. Why do we sometimes say or do things to hurt other people?

### 5 MISSIONS MOMENT (3 minutes)

Display the poster. Explain that God is using technology to get the stories of the Bible to people who don’t have Bibles in their own languages. Look at each picture with the kids, reading the captions.

**SAY** “Technology can sometimes be harmful, but it can also be used in great ways. Missionaries are using technology to reach people with the good news of Jesus. Some people are hearing Bible stories in their own languages for the first time.

What do you think would be difficult about making Bible story videos in another language? What do you think would be easy or fun about it?”



## THE STORY OF THE GOSPEL

Pray and ask God to bless missionaries using technology in creative ways to tell people about Jesus.

### 6 KEY PASSAGE ACTIVITY (5 minutes)

Show the key passage poster. Lead kids in reading aloud Ephesians 1:7-8 together.

**SAY** “God is so good to give us grace! Our key passage says that God ‘poured out’ His grace on us. Let’s keep memorizing our verse!”

Form kids into two (or more) teams and direct them to line up, one behind the other, across the room from the dry erase boards. When you say, “Go!” challenge the first kid to race across the room and write the first word of the key passage on the board, return to their line and tag the next kid to write the second word. Continue until all teams complete the verse.

Lead kids to sing “In Him We Have Redemption (Ephesians 1:7-8).” You may also choose to sing a worship song of your choice.

### 7 PRAY (2 minutes)

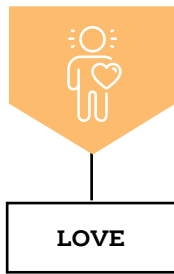
Invite kids to pray before transitioning to Love.

**SAY** “Thank You, Lord for the forgiveness we can have through Jesus. Thank You for sending Jesus to pay the price for our sins. Help us to live lives that honor You. In Jesus’ name, amen.”

Transition from **LEARN** to **LOVE**







## THE GOD OF THE GOSPEL

# LOVE God by Applying the Story

### 1 REVIEW & BIBLE SKILLS (5 minutes)

Distribute Bibles and display the Old Testament Kingdoms Map. Guide boys and girls to open their Bibles to 2 Samuel 12. Explain the book of 2 Samuel highlights God's provision and protection of His people and reminds us of His plan to send His Son, Jesus to be the King who will rule forever.

Consider comparing the Old Testament Kingdoms Map to a modern-day map to help kids understand where these stories took place. Locate the areas in and around modern-day Hebron (I4).

Choose a volunteer to read aloud 2 Samuel 12:13.

**SAY** 🗨️ David sinned against the Lord and David knew that sin demanded a payment. David did not deserve God's forgiveness; he had sinned, but God forgave him. This is grace, **when God gives us something good even when we don't deserve it.**

Has God forgiven you when you have sinned? The Bible says that if we ask for forgiveness when we sin, God will forgive us and cleanse us from our sin. (See 1 John 1:9.) If you haven't asked Jesus to save you from your sin, don't wait! I would be happy to share with you how God shows us grace by offering us the free gift of salvation. 🗨️

### 2 GROUP DISCUSSION (10 minutes)

Ask the following questions. Lead the group to discuss.

| **SAY** 🗨️ When we sin, who do we really sin against? 🗨️

Share that our sin affects others, but we should be concerned about what the Lord thinks. When we sin, we sin against the Lord. As we saw in our story today, David's sin caused many people pain, but ultimately, what caused David sorrow was that his sin displeased the Lord.

(Option: Choose a volunteer to read Ps. 51:4.)

| **SAY** 🗨️ If David repented, why did he have to suffer some consequences of his sin? 🗨️

Point out that David experienced full forgiveness of his sin from the Lord, but he still had to live with the sad things his sin had caused. It is important for believers to walk closely with the Lord and obey His commands, which help us to flee from sin. As long as we live on earth, we will sin again. When we do sin, we should repent and turn from that sin.

(Option: Choose a volunteer to read 1 John 2:1.)

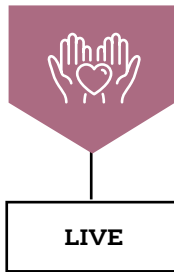
| **SAY** 🗨️ How can we keep sin out of our lives? 🗨️

Discuss that when we trust Jesus as Savior, sin no longer has power over us. Just as we can ask the Lord for forgiveness from our sins, we can ask Him to help us fight against sin and choose to obey Him.

(Option: Choose a volunteer to read Ps. 51:10-12.)

Transition from **LOVE** to **LIVE**





## THE MISSION OF THE GOSPEL

### LIVE the Mission

#### 1 ACTIVITY CHOICE (10 minutes)

##### ☐ OPTION 1: MAKE A BIBLE STORY VIDEO



**SAY** “Recording Bible story videos is such a great way to share God’s Word. Let’s imagine that we are telling part of today’s Bible story to a group of people who have never heard it before.”

Invite kids to retell the story that Nathan the prophet shared with David. Provide Bibles and guide kids to find and read 2 Samuel 12:1-4. Provide props for them to act out the story. Consider recording the story and playing it back for them.

**SAY** “How do you think missionaries could use a video like the one we just made?”

Lead kids to discuss. Then encourage them to share a Bible story with a friend or family member this week.

##### ☐ OPTION 2: WASHED CLEAN



Distribute foam hearts and washable markers to each kid. Direct kids to use washable markers to draw on their hearts. As they draw, explain that these marks on their foam hearts represent the sin that stains our hearts. Next, encourage kids to take turns putting their foam hearts in the container filled with water and soap. Direct kids to scrub their foam hearts with the sponge and remove the marker spots. As they wash their foam hearts remind them that this is what Jesus does when we repent from our sin; He cleans our hearts from the stain of sin. Allow kids to take their foam hearts home to remind them of how God forgives sin.

**SAY** “I am so thankful for God’s grace! I hope you will put this foam heart somewhere where you can see it and be reminded of the forgiveness you can have through Jesus.”

#### 2 JOURNAL AND PRAYER (5 minutes)

Distribute journal pages and pencils. Guide kids to think about and answer the questions listed on the page. As kids journal, invite them to share their ideas.

- What does this story teach me about God or the gospel?
- What does the story teach me about myself?
- Are there any commands in this story to obey? How are they for God’s glory and my good?
- Are there promises in this story to remember? How do they help me trust and love God?
- How does this story help me to live on mission better?

Review the gospel and encourage kids to speak with you or another teacher if they have questions. Then pray, thanking God that He forgives us when we sin and asking Him to help us live a pure and clean life that glorifies Him. As time allows, lead kids to complete “Quiz Time” on the activity page.