

UNIT 19 | SESSION 6

JESUS CAME TO BE THE SACRIFICE FOR SIN

HEBREWS 10

KEY PASSAGE:

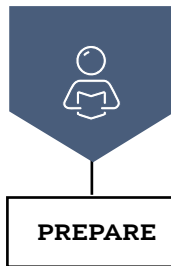
John 1:29

BIG PICTURE QUESTION:

What did Jesus do to save us? Jesus lived a sinless life, died on the cross, and rose from the dead.

CHRIST CONNECTION:

Jesus came to be the sacrifice for sin. He lived a sinless life, died on the cross, and rose from the dead. In Him, we have complete forgiveness once and for all.



PRIOR TO TEACHING THE SESSION



LEADER Bible Study

The phrase “take away” has many different connotations and applications. For a four-year-old, it means someone stole their toy. For a basketball player, it means a steal. For a math teacher, it means subtraction. So, what does it mean that Jesus came to “take away the sin of the world”?

In John 1:29, as John the Baptist saw Jesus coming along the banks of the river where he had been baptizing people and calling for repentance, John said, “Look, the Lamb of God, who takes away the sin of the world!”

This statement raises a question that’s important for every person: What does it mean that Jesus came to take away the sin of the world? A look to Hebrews 10 brings clarity as we seek to allow Scripture to help interpret the question.

The writer of Hebrews reminds us that the Old Testament sacrificial system was good, but not enough. Though this system proved to be a faithful response to the call of God for His people prior to Christ’s arrival, it was never intended to be a permanent means of atonement for the sin of God’s people.

Hebrews 10:12-14 says, “But this man [Jesus], after offering one sacrifice for sins forever, sat down at the right hand of God. He is now waiting until his enemies are made

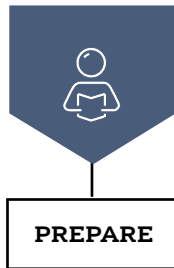
his footstool. For by one offering he has perfected forever those who are sanctified.”

Jesus was the perfect sacrifice because He lived a sinless life and died once as a single offering for sins. All who trust in His death and resurrection are eternally forgiven as His sacrifice has satisfied the wrath of God on their behalf.

This is what it means that Jesus takes away the sin of the world: Jesus died once for all, that those who trust in Christ would no longer be held captive by their sin and that they would be able to stand before God, redeemed by the blood of Jesus shed for sins. This is the greatest “take away” the world has ever known.

TERMS TO KNOW

Jesus’ sacrifice: Hebrews portrays Christ as the sinless High Priest who offered Himself up as a sacrifice for sinners (7:27). With the death of Christ, animal sacrifice became unnecessary. As the temple and priest of God, the believer now has the responsibility for offering acceptable spiritual sacrifices (Rom. 12:1-2; 1 Pet. 2:5; Heb. 13:15).



PRIOR TO TEACHING THE SESSION

GATHER Supplies

Keep a regular supply of the following items available at all times: Bibles, pens or pencils, markers, crayons, colored pencils, scissors, glue or tape, paper.



WELCOME

Activity Page

- ☐ "Complete the Puzzle" activity page

Session Starter (Option 2)

- ☐ small mirrors, 1 per kid



LEARN

Introduce the Session

- ☐ countdown video

Big Picture Question

- ☐ Big Picture Question Poster

Review the Timeline

- ☐ Giant Timeline

Tell the Bible Story

- ☐ "Jesus Came to Be the Sacrifice for Sin" video
- ☐ Bible Story Picture Poster
- ☐ pictures of priests and altar (optional)
- ☐ animal cut outs and flashlight (optional)

Questions from Kids

- ☐ "Unit 19, Session 6" questions from kids video

Missions Moment

- ☐ "We Are Puerto Rico" missions video

Key Passage Activity

- ☐ Key Passage Poster
- ☐ "John Saw Jesus (John 1:29)" song
- ☐ worship song of your choice (optional)
- ☐ dry erase board and marker



LOVE

Review & Bible skills

- ☐ Small Group Timeline and Map Set
- ☐ world map



LIVE

Activity Choice (Option 1)

- ☐ "Brochure Template" printable, 1 per kid

Activity Choice (Option 2)

- ☐ Big Picture Question Poster
- ☐ index cards, 10

Journal and Prayer

- ☐ Journal Page
- ☐ "A Better Sacrifice" activity page



WELCOME Kids

Greet each kid as he or she arrives. Use this time to collect the offering, fill out attendance sheets, build relationships, and help new kids connect to your group.

SAY “ Have you ever tried to get something clean that was very dirty? How did you try to clean it? Were you successful or was there still a stain left after washing? ”

1 ACTIVITY PAGE (5 minutes)

Invite kids to complete “Complete the Puzzle” on the activity page.

SAY “ In the Old Testament, God gave the law to the people and told them to sacrifice certain animals as a sin offering. But these sacrifices pointed to something greater. Today, we will be reminded that Jesus is the better sacrifice, and He fulfilled God’s plan for salvation. ”

2 SESSION STARTER (10 minutes)

☐ OPTION 1: WHAT IS BETTER?



Explain to the kids that you will provide two options and they will need to decide which is better. If they choose the first item, they run to the right side of the room. If they choose the second item, they run to the left side of the room.

Consider using the following examples or choose your own:

- Swimming pools or the ocean
- The color green or the color blue
- Ham sandwiches or turkey sandwiches
- Baseball or ballet
- Oranges or apples

SAY “ Many of those choices came down to what we like more or like less. None were really ‘better’ than the other. In the Old Testament, God gave His people the law and told them how to offer sacrifices for their sin. But in today’s Bible story, we will learn that God has given us Someone that is better than the Old Testament way of sacrifices. Let’s read our Bible story to learn why Jesus is better. ”

☐ OPTION 2: REFLECTIONS

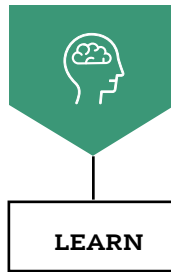
Direct kids to sit around tables. Distribute a small mirror and paper to each kid. Provide pencils, makers, crayons, and other art supplies for each table to share. Challenge kids to look at themselves in the mirror and draw a self-portrait on the paper.

Encourage kids to be creative and use the art supplies provided to add to their portrait. Allow time for kids to complete their portraits, then ask for volunteers to show their portraits to the group.

SAY “ The mirror shows us what we look like, but can it do anything to change the way we look? [Allow responses.] No. God’s law is like a mirror. It shows us our sin, but it cannot change us or save us from our sins. Only Jesus can provide forgiveness and salvation. In our Bible story, we will read that Jesus is the better sacrifice for our sin because He takes away all of our sin for all time. ”

Transition from **WELCOME** to **LEARN**





THE STORY OF THE GOSPEL

INTRODUCE the Bible Story

1 INTRODUCE THE SESSION (3 minutes)

Show the countdown video as you transition to introduce the Bible story. Set it to end as the session begins.

SAY “Hi, kids! My name is [your name], and I am so glad you are here today! When we meet together, what Book do we study from? [Allow kids to respond.] That’s right! The Bible! [Hold your Bible up]. Did you bring your Bible with you? If so, hold it up high. [Distribute Bibles to kids who do not have one.]

Today, we will be reading from Hebrews. The book of Hebrews helps us understand that the Old Testament way of sacrifice was never meant to be God’s full plan of salvation. When we read our Bible story, listen closely for how Jesus came to be the better and complete sacrifice for our sin. ”

2 BIG PICTURE QUESTION (1 minute)

SAY “Let’s invite the boys to lead us in asking the big picture question. [Allow boys to ask the question.] **What did Jesus do to save us?** Now, girls you shout the answer to the big picture question. [Allow girls to shout the answer.] **Jesus lived a sinless life, died on the cross, and rose from the dead.**

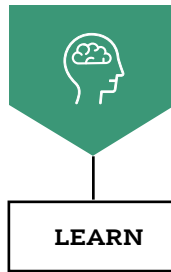
Jesus is able to be the sacrifice for our sin because He lived a sinless life. He willingly gave Himself as a sacrifice for our sin. Then three days later He rose again. ”

3 REVIEW THE TIMELINE (1 minute)

Show the giant timeline. Point to individual Bible stories as you review.

SAY “When Jesus was born, He came into this world with a purpose. Jesus’ purpose was to save sinners. **Jesus lived a sinless life, died on the cross, and rose from the dead.**

Over the last few weeks, we learned that Jesus never sinned even though He was baptized like sinners and was tempted by the devil. His perfect life allowed Him to be the perfect sacrifice. As we study the life of Jesus, we will learn that He repeatedly told His disciples, the men He called to follow Him, about the Father’s plan for salvation. Let’s read our Bible story to understand why Jesus came to be the sacrifice for sin. ”



THE STORY OF THE GOSPEL

LEARN the Bible Story

1 TELL THE BIBLE STORY: VIDEO OR STORYTELLER (10 minutes)

Open your Bible to Hebrews 10. Use the Bible storytelling tips to help you tell the story, or show the Bible story video “Jesus Came to Be the Sacrifice for Sin.” Use the bold text to retell or review the story.

JESUS CAME TO BE THE SACRIFICE FOR SIN

“ God first gave the Israelites His law through Moses so that they could understand that God is holy. The law showed that people are sinners. The law could not save the people, but it was like a shadow—hinting at something greater. Under the law, the people offered sacrifices for their sins. But they were still guilty. It is impossible for the blood of bulls and goats to take away sins.

Jesus came to be the ultimate sacrifice for sin. He came to do God’s plan, ending the old way of sacrifices by offering Himself as the perfect sacrifice—once and for all.

Under the law, the priests stood day after day, offering the same sacrifices. But those sacrifices never took away sins. But Jesus came to offer Himself one time. Then He sat down at the right hand of God. With one sacrifice, Jesus takes away the sin of everyone who trusts in Him.

The Lord said, “I will never again remember their sins and the wrong things they have done.” Because God forgives our sin, we no longer need to make a sacrifice to pay for sins.

Because all this is true, God calls us to live in a way that honors Him. He invites us to come to Him with boldness and without fear. Jesus’ blood has made the way for us to have hearts that are clean and without guilt. Jesus makes us pure when we have faith in Him. He gives us hope, and we can tell the world about it. We can trust Him to do all He has promised.

We can help one another do what is right by loving others and doing good works. We can meet together and encourage one another because one day, Jesus will come again.

Christ Connection: Jesus came to be the sacrifice for sin. He lived a sinless life, died on the cross, and rose from the dead. In Him, we have complete forgiveness once and for all. ”

STORYTELLING TIPS

Display pictures: Display pictures of how priests dressed during Old Testament times and pictures of the altar where animal sacrifices were made.

Create shadows: Turn off the lights and use a flashlight to create animal shadows with your hands or animal cut outs. Remind kids that the animal sacrifices were like a shadow of the greater sacrifice of Jesus.



THE STORY OF THE GOSPEL

2 REVIEW THE BIBLE STORY

SAY “ In the Old Testament, God gave His people the law. What did the author of Hebrews say the law was for? [Allow responses.] The law could not save people, but it does show us our sin. The law points us to the truth that we need a perfect Savior to rescue us from sin.

What did the priests have to do day after day? Look at Hebrews 10:11. [Choose a volunteer to read aloud Hebrews 10:11.] The priests had to continually offer sacrifices for the people’s sins. The priests even had to offer sacrifices for their own sin. The sacrifices could never completely wash away their sin or the people’s sin. Who offered a single sacrifice for sins? Look at Hebrews 10:12. [Choose a volunteer to read aloud Hebrews 10:12.] Jesus did! Jesus never sinned but took our sin on Himself and died in our place. Jesus’ sacrifice completely washes away our sin forever. His work is finished, and He sits at the Father’s right hand.

Now, when we place our trust in Jesus, God makes us new and gives us power to live in a way that honors Him. Jesus made the way for our sin to be forgiven and the way for us to do good works by faith. Everyone who trusts in Jesus can continue to meet together and encourage one another. ”

3 CHRIST CONNECTION

SAY “ Jesus came to be the sacrifice for sin. He lived a sinless life, died on the cross, and rose from the dead. In Him, we have complete forgiveness once and for all. ”

(Tip: Use Scripture and the Gospel Plan Poster to explain how to become a Christian. Make sure kids know when and where they can ask questions.)

4 QUESTIONS FROM KIDS (3 minutes)

Show the “Unit 19, Session 6” questions from kids video. Prompt kids to discuss:

1. Do you ever feel like God does not like you because you disobey Him? What should you do if you ever feel this way?
2. In Jesus, you have complete forgiveness. How does this truth give you courage to live for Him?

5 MISSIONS MOMENT (3 minutes)

SAY “ Andres (ahn DRAYS) Laracuenta (lah rah KWEN tay) is a lead church planter in Puerto Rico. God called him to start the Iglesia Biblica Metro Church in Carolina, Puerto Rico. The church is near San Juan. Andres said that missionaries and churches helping the people recover from the disasters in the area have really made a difference. He explained that the hurricane opened new opportunities for him to meet people in his community and the surrounding neighborhoods. He said more Puerto Ricans are open to hear about Jesus. ”

Play the missions video. Tell kids that more individuals and churches are needed to partner with the churches already serving in Puerto Rico to help start new churches. Pray that more



THE STORY OF THE GOSPEL

people and churches, especially those from the Hispanic community who have a personal understanding of the people and culture, will help expand the work in Puerto Rico and share the good news about Jesus with the people.

6 KEY PASSAGE ACTIVITY (5 minutes)

Show the key passage poster. Lead kids in reading aloud John 1:29 together.

SAY “ Jesus came to be the sacrifice for sin. Our key passage reminds us of this truth because John calls Jesus the ‘Lamb of God.’ Lambs were animals used in Old Testament sacrifices, but Jesus is the better sacrifice because His blood washes away our sin completely and forever. ”

Write the first letter of each word from the key passage on a dry erase board. Form kids into small groups and provide each group with a piece of paper and a pencil. Display the board and encourage each group to work together to write out the key passage using the first letter of each word. Allow a few minutes for each group to try to write the key passage. Then invite groups to share what they wrote.

Lead kids to sing “John Saw Jesus (John 1:29).” You may also choose to sing a worship song of your choice.

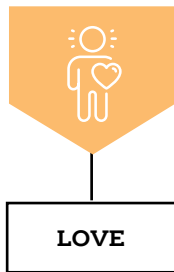
7 PRAY (2 minutes)

Invite kids to pray before transitioning to Love.

SAY “ Thank You, God, for sending Jesus as the complete and perfect sacrifice for our sins. Help us live in a way that honors You and points others to You. In Jesus’ name, amen. ”

Transition from **LEARN** to **LOVE**





THE GOD OF THE GOSPEL

LOVE God by Applying the Story

1 REVIEW & BIBLE SKILLS (5 minutes)

Distribute Bibles and display the New Testament Israel Map. Guide kids to open their Bibles to Hebrews 10. Explain that no one is certain who wrote the book of Hebrews, but Hebrews helps us see how Jesus is the better sacrifice and fulfillment of God's plan for salvation.

Consider comparing the New Testament Israel Map to a modern-day map to help kids understand where these stories took place. Remind kids that Jesus was crucified for our sins just outside Jerusalem (H5). (Tip: Locate the areas in and around modern-day Jerusalem.) Choose a volunteer to read aloud Hebrews 10:14,17.

SAY “ The Old Testament sacrifices could not wash away sin forever. They had to be repeated over and over again by the priests. But Jesus’ sacrifice is complete and takes away our sin for all time.

Even though we struggle with sin, our faith in Jesus makes us righteous before God. God sees us as having been washed clean, and He does not count our sin against us. Jesus’ sacrifice is good news for sinners! ”

2 GROUP DISCUSSION (10 minutes)

Ask the following questions. Lead the group to discuss.

SAY “ Why could the sacrifices required by the law never fully wash away sin? ”

Remind kids that the sacrifices required by the law had to be offered continually because it is impossible for the blood of animals to take away sins. Explain that God sent His Son to become a human and live a perfect life in our place. Remind kids that Jesus’ perfect humanity was the perfect sacrifice required by God for our sin.

(Option: Choose a volunteer to read Heb. 10:10.)

SAY “ Is there anything we need to add to Jesus’ sacrifice? Why not? Or is there anything else we need to do to be forgiven by God? Why? ”

Lead kids to understand that Jesus’ sacrifice is complete and is fully able to bring us salvation. Help kids understand that we do nothing to earn our salvation. Remind kids that good works do not save us, but our faith does produce good works in us that we are able to live out.

(Option: Choose a volunteer to read Heb. 10:18.)

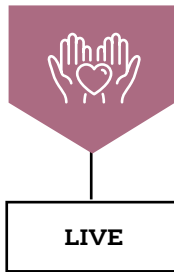
SAY “ As we wait for Jesus to return, how can we live in a way that honors Him? ”

Remind kids that we can continue to live by faith as we trust in God’s promises. Encourage kids to help one another do what is right by loving others and doing good works. Remind kids that we can meet together and encourage one another to keep trusting Jesus.

(Option: Choose a volunteer to read Heb. 10:23-25)

Transition from **LOVE** to **LIVE**





THE MISSION OF THE GOSPEL

LIVE the Mission

1 ACTIVITY CHOICE (10 minutes)

☐ **OPTION 1: CREATE A BROCHURE**



Provide each kid with a copy of the “Brochure Template” printable. Distribute markers or crayons to the kids. Lead kids to design a Puerto Rico brochure that helps others learn about the needs of the churches there and how they can help.

Direct kids to recall what they have learned about Puerto Rico to encourage others to help serve the people who live there and tell them about Jesus. Invite kids to draw pictures in the squares that show how the missionaries are helping the people of Puerto Rico and how other people can help as well. Assist kids in folding the printable along the dotted lines to complete the brochure.

SAY “ Andres Laracuente and his church, Iglesia Biblica Metro, are helping the people of Puerto Rico. But there is still more work to be done. Share your brochures with family members and friends to help others know how to help and pray for the mission work in Puerto Rico. ”

☐ **OPTION 2: COMPLETE**



Before the session write one half of the following Bible verses on individual index cards and the other halves of the verses on separate cards: Hebrews 7:27; Hebrews 10:10; Hebrews 10:12; Hebrews 10:14; Hebrews 10:22. Be sure to include the reference on one card for each Bible verse.

Form kids into 10 groups and give each group an index card. Direct the groups to find the other half of their verse to make the verse complete. Encourage kids to use their Bibles to look up the verses to help them. Once they have found the half that makes their verse complete, ask the groups to read the verse aloud.

SAY “ Each verse you read reminds us that Jesus is the complete and perfect sacrifice for our sins. We don’t need to or can’t do anything to earn salvation. Jesus’ sacrifice was always God’s plan to provide salvation for those who believe. Only Jesus’ sacrifice can take away our sin forever. ”

2 JOURNAL AND PRAYER (5 minutes)

Distribute journal pages and pencils. Guide kids to think about and answer the questions listed on the page. As kids journal, invite them to share their ideas.

- What does this story teach me about God or the gospel?
- What does the story teach me about myself?
- Are there any commands in this story to obey? How are they for God’s glory and my good?
- Are there promises in this story to remember? How do they help me trust and love God?
- How does this story help me to live on mission better?

Review the gospel and encourage kids to speak with you or another teacher if they have questions. Then pray, praising God for sending Jesus to be the sacrifice for our sin. As time allows, lead kids to complete “A Better Sacrifice” on the activity page.