



UNIT 3 | SESSION 2

MELCHIZEDEK BLESSED ABRAHAM

GENESIS 14; HEBREWS 5; 7

CHRIST CONNECTION:

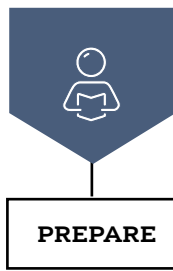
Melchizedek means “king of righteousness.” Jesus is a priest and king like Melchizedek was, but Jesus is better! Jesus came to bless us. He died on the cross and rose again so everyone who trusts in Him can have life with God forever.

BIG PICTURE QUESTION:

Who is in control of everything? God is in control of everything.

KEY PASSAGE:

Psalm 135:6



YOUR HEART TO TEACH



PREPARE

PREPARE YOUR HEART
TO TEACH



WELCOME

GREET PRESCHOOLERS
and OPEN
THE SESSION



LEARN

TEACH PRESCHOOLERS
THE STORY
OF THE GOSPEL



LOVE

LEAD PRESCHOOLERS TO
LOVE THE GOD
OF THE GOSPEL



LIVE

LEAD PRESCHOOLERS TO
LIVE OUT THE MISSION
OF THE GOSPEL

LEADER Bible Study

We marvel at stories with two characters who are total opposites of each other. This is why so many stories feature some form of a noble hero and an immoral villain. The contrast of character and conduct is what drives the tension of the story.

In Genesis 14, we find two completely opposite kings: the king of Sodom and the king of Salem. One sought to get; the other sought to give. One sought to curse; the other sought to bless. One sought to take life; the other sought to give life.

These two rulers illustrate the spirit of the world and the Spirit of God, two forces actively at work in our world and in our lives.

This is why Paul reminded us in Ephesians 6 to put on the full armor of God. “For our struggle is not against flesh and blood, but against the rulers, against the authorities, against the cosmic powers of this darkness, against evil, spiritual forces in the heavens. For this reason take up the full armor of God, so that you may be able to resist in the evil day, and having prepared everything, to take your stand” (Eph. 6:12-13).

We live in the middle of a real fight between two opposing forces seeking to own our hearts. One, the evil spirit in our present world, like the king of Sodom seeks to take from us and generate chaos and confusion.

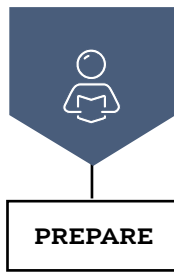
The other, the Spirit of the living God, like the King of Salem seeks to give life and bring peace and joy.

In our present world, we must recognize that this battle goes on inside of every believer. And we must put on the full armor of God daily that we might withstand the attack of the evil one and faithfully commit to full submission to the Spirit of God. It’s not enough that we deny the evil one; we must say “yes” to God.

This battle is real and raging. And the people of God must fight with great resolve to ensure our allegiance remains to the only good King, the Lord.

TERMS TO KNOW

Priest: In Bible times, priests led people to worship God through sacrifices. Aaron the Levite and his descendants were priests. Melchizedek is the first person in the Bible to be called a priest.



YOUR HEART TO TEACH

GATHER Supplies

Keep these items on hand for each session: Allergy Alert, Bibles, construction paper, copy paper, washable markers, crayons, scissors (adult use), blunt-tipped scissors, glue sticks, glue, blocks, baby dolls, play dough, world map or globe, snack food, paper cups, and napkins.



WELCOME

Welcome

- ☐ "Psalm 135:6" song

Activity Page

- ☐ "Complete the Pattern" activity page, 1 per child

Take ten then give one away

- ☐ pom-poms, different colors

Transition

- ☐ countdown video (optional)



LEARN

Introduce the Bible story

- ☐ photo of nephew, uncle, or family

Learn about the Bible

- ☐ bookmark
- ☐ Giant Timeline or Small Group Timeline

Tell the Bible story

- ☐ Bible Story Picture Poster
- ☐ "Melchizedek Blessed Abraham" video (optional)

Practice the key passage

- ☐ Key Passage Marker
- ☐ Key Passage Poster, 2
- ☐ "Psalm 135:6" song

Learn the Big Picture

Question

- ☐ Big Picture Question Poster

Missions moment

- ☐ "Caldwell Family Photo" printable



LOVE

Snack and talk

- ☐ hand sanitizer (optional)
- ☐ Bible Story Picture Poster
- ☐ Big Picture Question Poster

Remember God's blessings

- ☐ toy crown



LIVE

Play crown stop and go

- ☐ toy crown
- ☐ sanitizing wipes

Create a crown

- ☐ paper plates, 1 per child
- ☐ sequins
- ☐ rhinestones

Play a game of war with cards

- ☐ playing cards, 1 deck for every 2 children

"Visit" Ecuador

- ☐ "Ecuador Photos" printable



WELCOME Preschoolers

Post an allergy alert, if needed. Set out supplies to engage preschoolers as they arrive. Play music as you welcome preschoolers. Greet children by name at eye-level. Follow your church's security procedures.

1 ACTIVITY PAGE

Lead preschoolers to complete "Complete the Pattern" on the activity page.

SAY “ In today’s Bible story, four kings went to war against five kings. Later, another king came to visit Abraham. That is a lot of kings! How many crowns do you see on your activity page? ”

2 SESSION STARTER

Use one or both of the following options to engage curiosity about today’s Bible story.

PLAY “DOGGY, DOGGY, WHERE’S YOUR BONE?”



Form a circle on the floor. Choose one child to be the doggy and sit in the middle with her eyes closed. Place a marker or other object to represent a bone behind her. Quietly tap one child to silently take the marker, return to his seat, and hide the marker behind him. Guide the group to sing, “Doggy, doggy, where’s your bone? Somebody took it from your home.” The child in the middle will then open her eyes and guess who took the bone. Choose another child to be doggy. Play as time allows.

SAY “ You had to guess who took the bone. In today’s Bible story, Abraham’s nephew Lot was taken as a prisoner! Abraham did not have to guess who took Lot because someone told him. Listen to the story to find out how Abraham rescued Lot. ”

TAKE TEN THEN GIVE ONE AWAY

Set out a bin of colored pom-poms. Invite each preschooler to count out ten of a certain color. Ask each child to give you one of his or her ten items. Return all pom-poms to the bin, then continue playing choosing a different color.

SAY “ When you gave me one of your ten items, you gave me a tenth. In today’s Bible story, Abraham gave a gift to a king named Melchizedek. Can you say Melchizedek? Abraham gave the king a tenth of all he had. Listen to the story to hear more about this special king. ”

3 TRANSITION TO LEARN

Gain preschoolers attention by showing the countdown video, turning the lights off and on, or clapping a simple rhythm for children to copy. Invite preschoolers to use their hands to make a crown shape on their heads as they transition to Learn.

Transition from **WELCOME** to **LEARN**





THE STORY OF THE GOSPEL

LEARN the Bible Story

1 INTRODUCE THE BIBLE STORY

If you have a nephew, show preschoolers a picture of him. If you do not have a nephew, but you are a nephew, show preschoolers a picture of your uncle. If you are neither a nephew nor an uncle, just show preschoolers a picture of your family.

SAY “Raise your hand if you have an uncle or an aunt in your family? If you have your hand in the air and you are a boy, you are a nephew. In today’s Bible story, something happened to Abraham’s nephew named Lot. Listen to the story to hear how Abraham helped Lot when he was in trouble.”

2 LEARN ABOUT THE BIBLE

Place a bookmark at Genesis 14 in your Bible. Invite a preschooler to open it. Reverently display the open Bible.

SAY “This is the most important book because it is God’s words. Everything in the Bible is true and really happened. Our Bible is opened to the Book of Genesis, the first book of the Bible, for today’s Bible story.”

Point to the Bible story picture on the giant timeline or small group timeline. Remind children that all the stories in the Bible fit together to tell an even bigger story. The Bible tells us the big story of how God rescues sinners through His Son, Jesus.

3 TELL THE BIBLE STORY

Tell the following Bible story using the provided storytelling tips or show the video. Use the bold version of the Bible story for younger preschoolers.

MELCHIZEDEK BLESSED ABRAHAM

“God had chosen Abraham and given him a special promise. God said Abraham would have a big family, and God would bless the whole world through that family. **Abraham** obeyed God and went to a new land. He **took his wife Sarah, his nephew Lot, and everything he owned** with him. They all went **to a land called Canaan**.

God reminded Abraham of His promise. **Abraham and Lot moved throughout the land.** One day, Abraham and Lot decided to live in different places. **They had too many animals and people to live all together. So Lot picked a place to live, and Abraham went somewhere else.**

In those days, four kings in the area got together and fought a war against five other kings. The four kings won against the five. The kings’ armies took everything from the other kings—all their treasures and people. The kings even took Abraham’s nephew Lot as a prisoner.

Someone found Abraham and told him what had happened. Lot was in trouble! **Abraham got a group of 318 men, and they** went after the kings. Abraham’s men attacked the four kings and



THE STORY OF THE GOSPEL

their armies at night. Abraham **rescued Lot and got back everything the kings took.**

When Abraham went home, the king of Salem came to visit him. The king's name was Melchizedek (mel KIZ uh dek). Melchizedek was a priest to God Most High. Melchizedek blessed Abraham and said, "God has blessed Abraham. Let everyone bless God! He created everything, and He made Abraham win the battle."

Then Abraham gave Melchizedek a gift: a part of everything he had. ”

STORYTELLING TIPS

Draw it out: Tell the story while drawing stick figures on a board to help preschoolers follow the action of the Bible story.

Use people figures: Gather people figures to represent Abraham, Lot, and Melchizedek. Place a small paper or chenille stem crown on Melchizedek. Consider using nine additional people figures with crowns to represent the kings if available.

4 CHRIST CONNECTION

SAY “ Melchizedek means “king of righteousness.” Jesus is a priest and king like Melchizedek was, but Jesus is better! Jesus came to bless us. He died on the cross and rose again so everyone who trusts in Him can have life with God forever. ”

5 REVIEW THE BIBLE STORY

SAY “ This story had a happy ending. Abraham found and rescued his nephew! The king of Salem came to visit Abraham. He reminded Abraham that God won the battle for Abraham. The king's name was Melchizedek. That is a fun name to say. Let's say it together. Melchizedek! Melchizedek was also a priest. His name means “king of righteousness.” Did you know Jesus is a priest and king like Melchizedek? Jesus is way better than Melchizedek because Jesus is the only person who has ever been perfectly righteous. Jesus died on the cross and rose again, so that anyone who trusts in Him will have life with God forever. ”

6 PRACTICE THE KEY PASSAGE

Place the key passage marker at Psalm 135:6. Invite a child to open your Bible to the key passage. Read the key passage aloud. Print an extra copy of the key passage poster. Choose a preschooler to hide the poster somewhere in the room while another preschooler closes her eyes. When the poster is hidden, announce that the key passage poster has been captured. Guide the child who closed her eyes to look for the poster. When the poster is found, read the key passage aloud as a group. If time allows, choose different children to “capture” and “rescue” the key passage poster.

SAY “ Our key passage tells us that God is in control of everything. He is in control of what happens in heaven, on the earth, and even in the depths of the seas. That makes me want to sing a song of praise to Him. Will you join me? ”

Sing the key passage song, “Psalm 135:6.” You may also choose to sing a worship song of your choice.



THE STORY OF THE GOSPEL

7 LEARN THE BIG PICTURE QUESTION AND ANSWER

SAY “Our big picture question asks, **Who is in control of everything?** Do you remember the answer? **Who is in control of everything? God is in control of everything.** Since God is in control, we can trust Him even when bad things happen. Bad things happened to Abraham’s nephew Lot, but God was still in control and helped Abraham rescue Lot.”

8 MISSIONS MOMENT

Note that the missions emphasis for this unit centers around an orphan care ministry in Ecuador. Be sensitive to preschoolers in your group who may be adopted or in foster care. Some will be anxious to share their own experiences, while others will not. Keep discussion or questions about adoption and fostering positive.

SAY “Abraham cared about his nephew Lot, and gathered up many men to help him get Lot back. God helped them, and Lot was safe. Families are important to each other. We have been learning about the Caldwell family and their mission trip to Ecuador. Let’s learn a little more about each family member.”

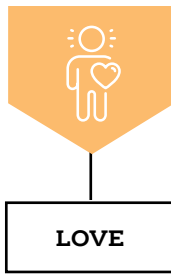
Show the “Caldwell Family Photo.” Point to each family member and read his or her name and description.

SAY “The Caldwells are just one family who God used on mission. Let’s pray and thank God for families on mission and missionary families who are serving Him around the world.”

Close in prayer.

Transition from **LEARN** to **LOVE**





THE GOD OF THE GOSPEL

LOVE God because of what we learned

1 PRAY

Invite preschoolers to close their eyes and think about God as they talk with Him.

SAY “God, You are so good to us. You blessed Abraham, and You bless us every day. Many times, we forget to thank You for Your blessings. Forgive us. Most of all we thank You for Jesus. Jesus is a better priest and king than Melchizedek was. Thank You for sending Him to die on the cross and rise again. Help us turn from our sins and trust in Jesus, so we can have life forever with You. Amen.”

2 SNACK AND TALK



Post an allergy alert. Wash hands or use hand sanitizer. Serve a snack. Show the Bible story picture as you ask the following questions. Retell parts of the Bible story as needed.

SAY “What was your favorite part of today’s Bible story?”

SAY “What did you learn about God in today’s Bible story?”

SAY “How did God bless Abraham in today’s Bible story?”

SAY “Who is in control of everything? God is in control of everything.”

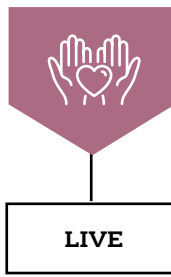
3 REMEMBER GOD’S BLESSINGS

Form a circle. Explain that a blessing is something good that God has given you. Give a child a toy crown. Guide children to pass the crown around the circle while music plays. Stop the music. Encourage whoever is holding the crown when the music stops to tell one way God has blessed her. Be prepared to offer suggestions.

SAY “God blesses us every day, but sometimes we forget to thank Him. Let’s be people who are thankful for God’s blessings. The greatest blessing God gives us is His very own Son, Jesus. Jesus came to bless us with forgiveness of sins. He died on the cross and rose again so everyone who trusts in Him can have life with God forever.”

Transition from **LOVE** to **LIVE**





THE MISSION OF THE GOSPEL

LIVE for God out of love

- 1 Choose the activities that best fit your group, space, available resources, and time constraints. Set up activities in one of these ways: as a group, all at the same time; in small groups that rotate through each activity; or set up as centers, allowing preschoolers to browse and choose.

PLAY CROWN STOP AND GO



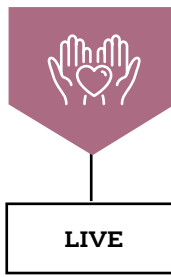
Play this version of “Red Light, Green Light.” Use painter’s tape to make a starting line and finish line on opposite sides of the room. Form a line behind the starting line. Stand behind the finish line wearing a crown. Explain that when you are wearing the crown, preschoolers must stand still, but when you take off the crown, they may walk slowly toward you. Anyone who moves while you have the crown on your head must return to the starting line. Rotate between wearing the crown and taking it off. The first child to reach you will wear the crown and lead the next game. Be sure to sanitize the crown between uses.

SAY “ We heard about lots of kings in today’s Bible story. Do you remember how many kings there were? Four kings fought a war against five kings. Do you remember who was captured by the four kings. Abraham’s nephew Lot was taken as a prisoner. He could probably not move at all, just like in our game. But God helped Abraham rescue Lot, and he could move again. God sent Jesus to rescue us from sin. Do you remember how Jesus did this? Jesus died on the cross so that everyone who trusts in Him can have life with God forever. ”

CREATE A CROWN

Bend a paper plate in half and open it back up to create a crease. Use a utility knife or sharp scissors to make a slit in the center of the paper plate along the crease to about two inches from the edge of the paper plate. Be sure not to cut all the way to the edge. Prepare one slitted paper plate for each preschooler. Help children make more cuts from the center of the plate to two inches from the edge, creating eight triangles. Bend the triangles up to form points on the crown. Precut crowns for younger preschoolers. Invite preschoolers to color their crowns with markers and glue sequins and rhinestones to them.

SAY “ Do you think King Melchizedek wore a crown like yours? Melchizedek was the king of Salem and a priest to God Most High. Melchizedek means “king of righteousness.” Jesus is a priest and king like Melchizedek was, but Jesus is better! Jesus came to bless us. He died on the cross and rose again so everyone who trusts in Him can have life with God forever. ”



THE MISSION OF THE GOSPEL

PLAY A GAME OF WAR WITH CARDS

Remove the face cards from decks of playing cards. Form pairs. Give each pair a deck of cards to split evenly between them. Guide children to place their cards facedown in front of them. Direct them to turn over the top card. The child with the higher number card takes both cards. If the cards show the same number, each child keeps her cards. Encourage preschoolers to continue playing as time allows or interest remains.

SAY “ You played war with cards. The war between the four kings and five kings in our Bible story was not a game. It was real, and sadly, Abraham’s nephew Lot was taken as a prisoner. But God helped Abraham rescue Lot. In our game, there were times when you won, and you were able to take someone’s card. There were also times when you lost, and your card was taken. Remember that no matter if we win or lose, God is in control. God sent Jesus to rescue us from sin by dying on the cross. All who put their trust in Him can have life with God forever. ”

“VISIT” ECUADOR

Display the “Ecuador Photos” around the room at preschoolers’ eye level. Invite preschoolers to pretend to visit Ecuador by walking around and looking at the pictures. Comment that the pictures show some of the places the Caldwell family saw when they were on their mission trip to Ecuador. Use the caption on each photo as you talk about the pictures. Lead preschoolers to pray for the people of Ecuador to hear about Jesus.

SAY “ When Christians go on a trip to another country, they often see many things that are different than what they see at home. God helps us love new people and new places. Maybe God will ask you to go to Ecuador or another country one day to tell people about Jesus. ”

2 TRANSITION

Invite preschoolers to complete the coloring page. Consider leading preschoolers to sing the key passage song or involving them in a simple game to practice the key passage or big picture question. If parents are picking up children at this time, tell them something that their child enjoyed doing or did well during the session. Give parents the completed activity page. Distribute the big picture cards for families. Encourage parents to engage with the family discussion starters and family activities during the week.