



UNIT 32 | SESSION 1

PETER PERFORMED MIRACLES

ACTS 9

KEY PASSAGE:

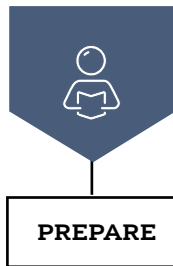
1 Corinthians 12:12

BIG PICTURE QUESTION:

What is the church? The church is all Christians everywhere, who gather together in their communities to worship and serve God.

CHRIST CONNECTION:

When the Holy Spirit gave Peter power to perform miracles, people saw what happened and believed in Jesus. These miracles remind us of Jesus' miracles, which proved He is the Son of God who came to bring salvation to the world.



PRIOR TO TEACHING THE SESSION



LEADER Bible Study

Peter's miracles in Acts 9 showcase the power of the Holy Spirit at work within the early church. Though the people who witnessed and heard of these healings and resurrections were amazed and intrigued, Peter did not perform them to wow the crowd or to even illustrate his own strength. Rather, he met people's needs as a means of demonstrating God's power at work, that more may come to saving faith in Jesus and truly believe Him to be Messiah and Lord.

What was the significance of the restoration of Aeneas and the revival of Dorcas? What did these events reveal about Christ's saving power through the faith of Peter?

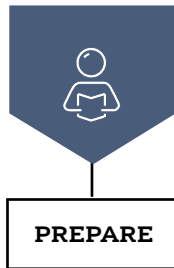
Both instances of Peter's miraculous acts were evidence of Christ's power to heal despite the impossible circumstances. While Christ's power through Peter brought physical healing to the man in Lydda, it also brought spiritual healing to the people in Lydda and Sharon as they turned to the Lord. Similarly, Dorcas' resurrection was an even more desolate event. Though the disciples in Joppa surely trusted in the hope of eternal life, Dorcas' resurrection was used by God to draw many more to faith in Christ—the One who holds power over the grave.

These miracles performed by Peter point to the reality of Jesus' power and to the proof that He is still alive within His followers. The usual patterns of sickness and death were not the final endings for Aeneas and Dorcas; rather, they were the work of the Lord's restoration and redemption—pointing to the reality that everlasting life is ours through the power of Jesus. And through these events, we are encouraged to remember the hope we have in Christ, who is making all things new.

As you lead your kids this week, remember that you, too, get to share the good news of hope and healing to the next generation of young disciples. Just as Peter "called the saints and widows and presented [Dorcas] alive," so, too, are you proclaiming the gift of everlasting life you have in Jesus.

PEOPLE TO KNOW

Dorcas: a Christian woman of Joppa who was known for her charitable works (Acts 9:36). She was also called Tabitha, an Aramaic name.



PRIOR TO TEACHING THE SESSION

GATHER Supplies

Keep a regular supply of the following items available at all times: Bibles, pens or pencils, markers, crayons, colored pencils, scissors, glue or tape, paper.



WELCOME

Activity Page

- ☐ “Draw It!” activity page

Session Starter (Option 2)

- ☐ world map or country map
- ☐ sticky notes, 4 or 5 per kid



LEARN

Introduce the Session

- ☐ countdown video

Big Picture Question

- ☐ Big Picture Question Poster

Review the Timeline

- ☐ Giant Timeline

Tell the Bible Story

- ☐ “Peter Performed Miracles” video
- ☐ Bible Story Picture Poster
- ☐ New Testament Israel Map (optional)

Questions from Kids

- ☐ “Unit 32, Session 1” questions from kids video

Missions Moment

- ☐ “Send South Florida” missions video
- ☐ map of U.S.

Key Passage Activity

- ☐ Key Passage Poster
- ☐ “Many Parts (1 Corinthians 12:12)” song
- ☐ worship song of your choice (optional)
- ☐ shaving cream canister
- ☐ plastic tablecloths, 2



LOVE

Review & Bible skills

- ☐ Small Group Timeline and Map Set
- ☐ world map



LIVE

Activity Choice (Option 1)

- ☐ cardstock, 1 per kid
- ☐ Gospel Plan Poster

Activity Choice (Option 2)

- ☐ index cards, 4

Journal and Prayer

- ☐ Journal Page
- ☐ “Who’s Got the Power?” activity page



WELCOME Kids

Greet each kid as he or she arrives. Use this time to collect the offering, fill out attendance sheets, build relationships, and help new kids connect to your group.

SAY “What do you think of when you hear the word power? What are some things that are powerful?”

1 ACTIVITY PAGE (5 minutes)

Invite kids to complete “Draw It!” on the activity page.

SAY “When Jesus was on earth, He performed many miracles. Today, we will learn how His power was at work in Peter and allowed him to perform miracles.”

2 SESSION STARTER (10 minutes)

☐ OPTION 1: MORE POWERFUL



Lead kids to discuss which of the following items they believe has more power and why. Consider using the following examples or create your own:

- Tornado or hurricane
- Great white shark or crocodile
- Monster truck or construction crane
- Lion or tiger
- Ocean current or waterfall

SAY “These examples all demonstrate power. Yet, all of these created things pale in comparison to God’s power. He created the universe, He heals, and He saves. Today, we’re going to learn how Peter displayed God’s power through the Holy Spirit living in him.”

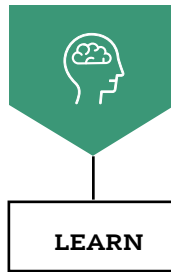
☐ OPTION 2: WHERE HAVE YOU VISITED?

Display a world map or a map of your country. Provide each kid with four or five sticky notes. Invite kids to place their sticky notes on countries, states, or cities they have visited. Allow time for kids to discuss when they traveled to these places and why they visited. Consider sharing places you have traveled to as well. As an alternative, ask kids to mark places in the world that they would like to visit.

SAY “We live in a big world with many places to visit. People from all over the world need to hear the good news of Jesus. Today, our Bible story teaches us how Peter traveled to many places sharing the gospel and even performing miracles. Let’s get ready to learn more about the miracles Peter performed.”

Transition from **WELCOME** to **LEARN**





THE STORY OF THE GOSPEL

INTRODUCE the Bible Story

1 INTRODUCE THE SESSION (3 minutes)

Show the countdown video as you transition to introduce the Bible story. Set it to end as the session begins.

SAY “Hi, everyone! My name is [your name]. I’m so glad you’re here with us today. Did anyone bring their Bible? Hold up your Bible if you brought yours. **[Distribute Bibles to kids who need one.]**

Today, we will be reading from the book of Acts as we learn how Peter performed miracles. God’s church had grown and Peter visited with believers in different cities. Let’s get ready to hear how the Holy Spirit was at work through Peter to help others trust in Jesus. ”

2 BIG PICTURE QUESTION (1 minute)

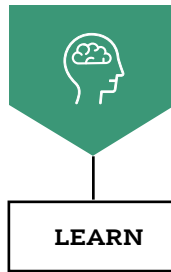
SAY “Our big picture question for today and the next few weeks is, **What is the church?** Sometimes when we think about the church, we might think of a place or a building where people gather each week to worship and serve Jesus. While the church does gather together at a specific place, we will learn that **The church is all Christians everywhere, who gather together in their communities to worship and serve God.**

As we’ve been reading in the book of Acts, we have learned about how the church started and even troubles the early church faced. In our story today, we’ll learn how churches all over Judea, Galilee, and Samaria had peace and continued to grow. ”

3 REVIEW THE TIMELINE (1 minute)

Show the giant timeline. Point to individual Bible stories as you review.

SAY “Jesus promised that He would send the Holy Spirit to help His followers share the gospel throughout the world. After the Holy Spirit came, the apostles and other believers were empowered to boldly proclaim the good news. The early church grew, even when faced with struggles, just as Jesus had said it would. The church first began in Jerusalem, grew into Judea, and was about to expand into Samaria and toward the ends of the earth. Today, we will learn how the Holy Spirit gave Peter power to perform miracles so that more people could be united to Jesus’ church. ”



THE STORY OF THE GOSPEL

LEARN the Bible Story

1 TELL THE BIBLE STORY: VIDEO OR STORYTELLER (10 minutes)

Open your Bible to Acts 9. Use the Bible storytelling tips to help you tell the story, or show the Bible story video “Peter Performed Miracles.” Use the bold text to retell or review the story.

PETER PERFORMED MIRACLES

“ Peter had become a leader in the early church. Through the Holy Spirit, God’s power enabled him and Jesus’ other apostles to heal people and to speak boldly about Jesus the Messiah. During this time, the church throughout all Judea, Galilee, and Samaria had peace and was strengthened. Jesus’ followers honored God, and the Holy Spirit encouraged them. More people joined the church.

Peter was traveling from place to place. He visited the Christians living in a town called Lydda (LID uh). In that town was a man named Aeneas (ih NEE uhs). Aeneas was paralyzed and had been bedridden for eight years. Peter said to Aeneas, “Aeneas, Jesus Christ heals you. Get up and make your bed,” and immediately Aeneas got up. When this happened, many people saw that Aeneas was healed and turned to the Lord.

In the city of Joppa (JAHF uh), there was a follower of Jesus named Tabitha; she was also known as Dorcas. She was always doing good works—helping people in need and making clothes for widows. Over time, Dorcas got sick and died. The disciples in Joppa sent two men to Lydda to get Peter.

Peter went to Joppa. He went upstairs in the house where Dorcas’ body lay. Peter sent Dorcas’ friends out of the room and knelt down beside her body. Peter prayed and then said, “Tabitha, get up.”

She opened her eyes, saw Peter, and sat up. Peter called for the disciples and friends, and they saw that Dorcas was alive! This miracle became known throughout Joppa, and many believed in the Lord.

Christ Connection: When the Holy Spirit gave Peter power to perform miracles, people saw what happened and believed in Jesus. These miracles remind us of Jesus’ miracles, which proved He is the Son of God who came to bring salvation to the world. ”

STORYTELLING TIPS

Use movement: Travel to different places in the room as you tell how Peter was traveling to different places.

Point to a map: Use the New Testament Israel Map to point out Lydda (G3) and Joppa (G2) as you teach about them in the story.



THE STORY OF THE GOSPEL

2 REVIEW THE BIBLE STORY

SAY “ The church grew and had spread out to different parts of Judea and Samaria. What were the names of the towns Peter visited where churches already existed? Look at Acts 9:32,36. **[Choose a volunteer to read aloud Acts 9:32,36.]** Jesus promised that His church would grow into all parts of the world and these verses confirm that His church was present in Lydda and Joppa. Through the power of the Holy Spirit, Jesus’ disciples had shared the gospel and the church was growing.

As Peter traveled to these towns, he performed miracles. What miracles did he perform? Look at Acts 9:34,40-41. **[Choose a volunteer to read aloud Acts 9:34,40-41.]** Through the power of the Holy Spirit, Peter healed a paralyzed man named Aeneas and raised Dorcas back to life. These miracles not only proved the gospel’s words to be true but also were used by God to help others trust in Jesus.

The power of the Holy Spirit was at work to turn hearts to the Lord. Just as Jesus’ miracles were proof that He is the Son of God, so did Peter’s miracles help others trust that the gospel is true. Ultimately, the greatest miracle is the truth that Jesus died on the cross and rose from the dead to save us from our sins. ”

3 CHRIST CONNECTION

SAY “ When the Holy Spirit gave Peter power to perform miracles, people saw what happened and believed in Jesus. These miracles remind us of Jesus’ miracles, which proved He is the Son of God who came to bring salvation to the world. ”

(Tip: Use Scripture and the Gospel Plan Poster to explain how to become a Christian. Make sure kids know when and where they can ask questions.)

4 QUESTIONS FROM KIDS (3 minutes)

Show the “Unit 32, Session 1” questions from kids video. Prompt kids to discuss:

1. Will we be sad in heaven if our family is not there yet? Why not?
2. Why can we always have hope even if we die?

5 MISSIONS MOMENT (3 minutes)

Display a map of the United States as you tell the kids about Florida.

SAY “ Florida is a state in the southeastern part of the US. Its nickname is ‘The Sunshine State.’ The shape of Florida is called a peninsula, which means it is almost surrounded by water. Florida has many beautiful beaches and even includes a chain of islands called the Florida Keys. Many people come to Florida for the beaches and the many outdoor attractions including theme parks, golf, and nature preserves. ”

Play the missions video. Tell kids that the North American Mission Board (NAMB) works



THE STORY OF THE GOSPEL

with many missionaries and church planters to tell the people of South Florida about Jesus. Explain that one out of five people in Florida were born in another country. Share how this means many people do not speak English. Tell kids that one of the best ways to love non-English speaking neighbors is through local churches teaching English as a Second Language (ESL) classes. People working with ESL ministries want to tell others about Jesus as they help people learn to speak English. Close in prayer, thanking God for the ESL ministries that help people learn English and about Jesus' love for them.

6 KEY PASSAGE ACTIVITY (5 minutes)

Show the key passage poster. Lead kids in reading aloud 1 Corinthians 12:12 together.

Cover two tables with a plastic table cloth. Spray a medium amount of shaving cream on each table. Direct kids to form two single file lines. Explain that kids will run to the table and use their finger to write a word from the key passage in the shaving cream. Tell kids that the first kid will write the first word, the second kid will write the second word, and so on until the entire key passage as been spelled out in the shaving cream.

SAY “ Just like each of us participated in the key passage activity, each of us has a special part to play in the church. Our key passage helps us understand that we are all unified in Christ Jesus! ”

Lead kids to sing “Many Parts (1 Corinthians 12:12).” You may also choose to sing a worship song of your choice.

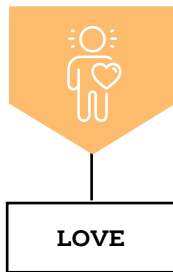
7 PRAY (2 minutes)

Invite kids to pray before transitioning to Love.

SAY “ Lord, You are great and You are worthy of our worship. Help us obey Your Spirit that we might lead others to know Jesus. In Jesus' name, amen. ”

Transition from **LEARN** to **LOVE**





THE GOD OF THE GOSPEL

LOVE God by Applying the Story

1 REVIEW & BIBLE SKILLS (5 minutes)

Distribute Bibles and display the New Testament Israel Map. Guide kids to open their Bibles to Acts 9. Remind kids that in the Bible story Peter's ministry took place in the towns of Joppa (G2) and Lydda (G3). Discuss how the persecution of the church in Jerusalem ended up helping the church spread, rather than stopping its growth.

Consider comparing the New Testament Israel Map to a modern-day map to help kids understand where these stories took place. (Tip: Locate the areas in and around modern-day Tel Aviv.) Choose a volunteer to read aloud Acts 9:34.

SAY “ When Peter healed Aeneas, he said it was Jesus who really healed Aeneas. Peter did not seek to make his name great but wanted all glory to go to Jesus. Peter’s mission was to spread the good news of Jesus everywhere he went. These miracles showed God’s power through Peter. Through this miracle, many people turned to the Lord and were saved. Peter wanted people to know and trust in Jesus for salvation. ”

2 GROUP DISCUSSION (10 minutes)

Ask the following questions. Lead the group to discuss.

SAY “ How did Peter perform these miracles? ”

Remind kids that Peter performed these miracles through the power of the Holy Spirit. Discuss how these miracles were not meant to point people to Peter, but to God and His power to save. Discuss how the Holy Spirit lives in us and gives us power to live godly lives that point others to Jesus.

(Option: Choose a volunteer to read Acts 1:8.)

SAY “ How does the miracle of raising Dorcas back to life give us hope today? ”

Discuss how God's power to raise Dorcas from the dead is the same power that will raise all who believe in Jesus from the dead as well. Remind kids that death is not the end for those who place their faith in Jesus. Tell kids that Jesus rose from the dead, conquering death so all who believe in Him have the gift of eternal life.

(Option: Choose a volunteer to read 1 Cor. 15:52-55.)

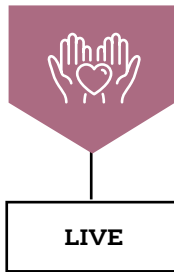
SAY “ Why do you think God gave Peter the power to perform these miracles? ”

Prompt kids to think about how Jesus' miracles proved that He is God's Son and they validated His message. Discuss how Peter's miracles also helped others trust that the gospel is true and that Jesus really does hold all power. Remind kids that as people were healed or raised to life, many trusted in Jesus.

(Option: Choose a volunteer to read John 20:30-31.)

Transition from **LOVE** to **LIVE**





THE MISSION OF THE GOSPEL

LIVE the Mission

1 ACTIVITY CHOICE (10 minutes)

☐ **OPTION 1: GOSPEL PICTURES**



Remind kids that one in three households in South Florida speak English as a second language or are learning to speak English. Tell kids that they can create a pamphlet to share Jesus with others who may be learning to speak English. Provide each kid with a piece of cardstock, pencil, and markers. Direct kids to fold their paper into equal thirds, folding back the right edge and then folding over the left edge.

Lead kids to create a title for their pamphlet on the cover page. Then direct kids to fill in their pamphlet with pictures that tell the gospel story. Consider using the emblems from the Gospel Plan Poster or invite kids to create their own pictures that tell the story of Jesus coming to die on the cross to save us from our sins.

SAY “Your pamphlets can serve as a reminder to pray for the missionaries and people of South Florida. Perhaps you can even share your pamphlet with a friend who needs to hear the good news about Jesus.”

☐ **OPTION 2: MIRACLE SEARCH**



Before the session, gather four index cards and write one of the following Bible references on each card: Luke 13:10-13; John 9:1-11, 35-38; Acts 3:1-9; Mark 2:3-12. Hide the cards around the room.

Form four teams of kids. Explain to the kids that when you say “Go,” they must find an index card in the room. Once teams find a card, direct them to look up the verses. Instruct one kid from each team to read the verses aloud to the whole group. Prompt kids to discuss how the verses describe a miracle and people believing in Jesus.

SAY “What did all of the Bible verses have in common? [Allow responses.] That’s right, they all describe how people experienced a miracle and believed in Jesus. Just like our story today, these miracles pointed to Jesus’ power and strengthened people’s faith. Only Jesus has the power to heal and to save.”

2 JOURNAL AND PRAYER (5 minutes)

Distribute journal pages and pencils. Guide kids to think about and answer the questions listed on the page. As kids journal, invite them to share their ideas.

- What does this story teach me about God or the gospel?
- What does the story teach me about myself?
- Are there any commands in this story to obey? How are they for God’s glory and my good?
- Are there promises in this story to remember? How do they help me trust and love God?
- How does this story help me to live on mission better?

Review the gospel and encourage kids to speak with you or another teacher if they have questions. Then pray, praising Jesus for His power to heal and to save. As time allows, lead kids to complete “Who’s Got the Power?” on the activity page.