



UNIT 3 | SESSION 2

MELCHIZEDEK BLESSED ABRAHAM

GENESIS 14; HEBREWS 5; 7

KEY PASSAGE:

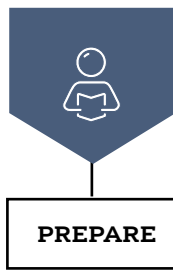
Psalm 135:5-6

BIG PICTURE QUESTION:

Who is in control of everything? God is in control of everything in heaven and on earth. Nothing is outside of God's good plan.

CHRIST CONNECTION:

Melchizedek means "king of righteousness." Melchizedek reminds us of Jesus, an even greater priest and king who lives forever. Jesus died on the cross and rose again to bless all who trust in Him by providing forgiveness and eternal life.



PRIOR TO TEACHING THE SESSION



LEADER Bible Study

We marvel at stories with two characters who are total opposites of each other. This is why so many stories feature some form of a noble hero and an immoral villain. The contrast of character and conduct is what drives the tension of the story.

In Genesis 14, we find two completely opposite kings: the king of Sodom and the king of Salem. One sought to get; the other sought to give. One sought to curse; the other sought to bless. One sought to take life; the other sought to give life.

These two rulers illustrate the spirit of the world and the Spirit of God, two forces actively at work in our world and in our lives.

This is why Paul reminded us in Ephesians 6 to put on the full armor of God. "For our struggle is not against flesh and blood, but against the rulers, against the authorities, against the cosmic powers of this darkness, against evil, spiritual forces in the heavens. For this reason take up the full armor of God, so that you may be able to resist in the evil day, and having prepared everything, to take your stand" (Eph. 6:12-13).

We live in the middle of a real fight between two opposing forces seeking to own our hearts. One, the evil spirit in our present world, like the king of Sodom seeks to take from us and generate chaos and confusion.

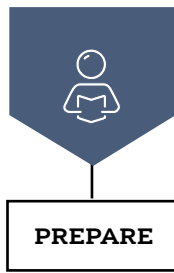
The other, the Spirit of the living God, like the king of Salem seeks to give life and bring peace and joy.

In our present world, we must recognize that this battle goes on inside of every believer. And we must put on the full armor of God daily that we might withstand the attack of the evil one and faithfully commit to full submission to the Spirit of God. It's not enough that we deny the evil one; we must say "yes" to God.

This battle is real and raging. And the people of God must fight with great resolve to ensure our allegiance remains to the only good King, the Lord.

TERMS TO KNOW

Priest: In Bible times, priests led people to worship God through sacrifices. Aaron the Levite and his descendants were priests. Melchizedek is the first person in the Bible to be called a priest.



PRIOR TO TEACHING THE SESSION

GATHER Supplies

Keep a regular supply of the following items available at all times: Bibles, pens or pencils, markers, crayons, colored pencils, scissors, glue or tape, paper.



WELCOME

Activity Page

- ☐ "A Written Reminder" activity page

Session Starter (Option 1)

- ☐ small ball or object

Session Starter (Option 2)

- ☐ table tennis balls
- ☐ large index cards or pieces of cardstock
- ☐ masking tape or painter's tape
- ☐ stopwatch or timer



LEARN

Introduce the Session

- ☐ countdown video

Big Picture Question

- ☐ Big Picture Question Poster

Review the Timeline

- ☐ Giant Timeline

Tell the Bible Story

- ☐ "Melchizedek Blessed Abraham" video
- ☐ Bible Story Picture Poster

Questions from Kids

- ☐ "Unit 3, Session 2" questions from kids video

Missions Moment

- ☐ Printable: "Caldwell Family Photo"

Key Passage Activity

- ☐ Key Passage Poster
- ☐ "For I Know (Psalm 135:5-6)" song
- ☐ dry erase board or large sheet of paper
- ☐ worship song of your choice (optional)



LOVE

Review & Bible Skills

- ☐ Small Group Timeline and Map Set
- ☐ world map

Activity Choice (Option 1)

- ☐ Printable: "Missions in Ecuador"

Journal and Prayer

- ☐ Journal Page
- ☐ "Make the Connection" activity page



LIVE



WELCOME Kids

Greet each kid as he or she arrives. Use this time to collect the offering, fill out attendance sheets, build relationships, and help new kids connect to your group.

SAY “Can you think of a time that someone did something kind for you? Maybe you weren’t expecting it at all. What happened? How did you feel?”

1 ACTIVITY PAGE (5 minutes)

Invite kids to complete “A Written Reminder” on the activity page. Kids should use the letters from the name Melchizedek to fill in the Bible book names.

SAY “The first five books in the Bible—Genesis through Deuteronomy—are known as the books of Old Testament Law. They are also known as the Pentateuch (pen tuh TOOK), which means “five books.” Today’s Bible story is found in the first book: Genesis.”

2 SESSION STARTER (10 minutes)

☐ OPTION 1: WHO’S GOT IT?



Position a chair at the front of the room facing away from the group. Instruct a volunteer to sit in the chair with his back to the rest of the kids. Put a small ball or object under the chair. Explain that one of the kids in the group will sneak up to the chair and retrieve the object.

When he has returned to his seat, ask the volunteer to turn around and guess who has the object. If the volunteer guesses correctly within three guesses, the volunteer may choose someone to take her place. If she does not guess correctly, the player who took the object takes a turn in the chair.

Play additional rounds as time allows.

SAY “In the Bible story we will hear today, Abraham took a small army with him to take back what was important to him. We’ll find out what happened.”

☐ OPTION 2: VERSUS

Put a strip of masking tape across a table to divide it in half. Form two teams of kids. Make sure a team has one more player than the other team. If your group has an even number of kids, ask for a volunteer to run the timer.

Give each team an equal number of table tennis balls (at least one per player), and give each player a large index card or piece of cardstock. When you say go, teams should use their cards to fan the balls and move them across the table. The team with the fewest table tennis balls after one minute wins. Reset the game and play additional rounds if time allows.

SAY “Which team had the advantage? Why? [Allow kids to respond.] One team had more players. Does a team with more players always win? In today’s Bible story, four kings defeated five kings. Then Abraham’s small army went up against the four kings’ armies. Did he win? Let’s see.”

Transition from **WELCOME** to **LEARN**





THE STORY OF THE GOSPEL

INTRODUCE the Bible Story

1 INTRODUCE THE SESSION (3 minutes)

Show the countdown video as you transition to introduce the Bible story. Set it to end as the session begins.

SAY “Hello! I’m happy you’re here. If you brought your Bible, hold it up. [Provide Bibles for kids who need one.] Can anyone tell me what the Bible is about? [Allow kids to respond.] The Bible is God’s Word. It tells us the wonderful story of God’s plan to rescue sinners.

The Bible tells us what is true about God and about ourselves. When you hear today’s story, think about ways God relates to people. Is He chaotic or confusing? Is He generous and peaceful?”

2 BIG PICTURE QUESTION (1 minute)

SAY “Last time, we heard our new big picture question. Do you remember what it is? **Who is in control of everything? God is in control of everything in heaven [point up] and on earth [point down]. Nothing [shake hands side to side] is outside of God’s good [give a thumbs-up] plan.**

Say that with me. You can do the motions, too: **Who is in control of everything? God is in control of everything in heaven and on earth. Nothing is outside of God’s good plan.**”

3 REVIEW THE TIMELINE (1 minute)

Show the giant timeline. Point to individual Bible stories as you review.

SAY “Last time, we heard about God’s covenant with Abraham. God made a covenant, or agreement, with Abraham. Do you remember the three things that God promised to give Abraham? [Allow kids to respond.] God promised to give Abraham a new land, to make him into a great nation, and to bless him.

Remember, God chose Abraham to be part of His plan to rescue sinners. God created people to know and love Him. He made people to enjoy Him and give Him glory. When Adam and Eve disobeyed God and sin entered the world, creation was ruined. But God had a plan to restore the world.

Today’s Bible story took place after Abraham obeyed God’s call to leave his home. Before long, there was trouble in the land. Listen carefully to what happened.”



THE STORY OF THE GOSPEL

LEARN the Bible Story

1 TELL THE BIBLE STORY: VIDEO OR STORYTELLER (10 minutes)

Open your Bible to Genesis 14. Use the Bible storytelling tips to help you tell the story, or show the Bible story video “Melchizedek Blessed Abraham.” Use the bolded text to retell or review the story.

MELCHIZEDEK BLESSED ABRAHAM

“ God had chosen Abraham to be the father of a large family—a great nation through whom God would bless the entire world. Abraham was 75 years old when he obeyed God’s call to go to a new land. He left his home in Haran with his wife Sarah, his nephew Lot, and all of his possessions and servants. They traveled to the land of Canaan.

God reminded Abraham of His promise. Abraham and Lot moved throughout the land. Finally, Abraham decided to separate from his nephew Lot because the land could not support all of their people and animals at the same time. So Lot chose where he would live near a city called Sodom, and Abraham went to Hebron.

In those days, four kings in the area got together and fought a war against five other kings—including the king of Sodom, where Lot lived. In the end, the four kings won against the five. Their armies took everything—all the goods and people—from the cities of Sodom and Gomorrah. The kings even captured Lot and then went on their way.

One survivor found Abraham and told him what happened. Abraham gathered together 318 men, and they went after the four kings. Abraham’s small army attacked the kings and their armies at night, defeated them, and chased them off. Abraham brought back Lot, many possessions, and also many people.

When Abraham returned from the battle, Melchizedek (mel KIZ uh dek)—the king of Salem—came to Abraham. Melchizedek was a priest to God Most High. Melchizedek blessed Abraham and said, “God has blessed Abraham. Let everyone bless God, who created heaven and earth, because He has handed over Abraham’s enemies.”

Then Abraham gave Melchizedek a gift: one-tenth of everything he had.

Christ Connection: Melchizedek means “king of righteousness.” Melchizedek reminds us of Jesus, an even greater priest and king who lives forever. Jesus died on the cross and rose again to bless all who trust in Him by providing forgiveness and eternal life. ”

STORYTELLING TIPS

Display a map: Show a Bible times map of Abraham’s travels after he left Haran. Point to the various locations mentioned in the story.

Use lighting effects: Dim the lights when telling the story of the kings in the land. Brighten the room when Melchizedek appears to convey a better king.



THE STORY OF THE GOSPEL

2 REVIEW THE BIBLE STORY

SAY “ Abraham believed God’s promise. We know that because Abraham obeyed God. He left his home and went to the land of Canaan. He walked around the land like God told him to do. Abraham’s nephew Lot did not stay in Canaan. He chose to live outside of Canaan, near—and later in—the city of Sodom.

The area where Abraham and Lot lived was not empty. Groups of people lived there, and each group was ruled by a king. Sometimes the kings formed alliances to defeat their enemies. In Genesis 14, we hear about five kings forming an alliance to wage war against four other kings.

The four kings won the war. What did they take from the cities of Sodom and Gomorrah? Look at Genesis 14:11-12. **[Choose a volunteer to read aloud Gen. 14:11-12.]** The kings took everything from the city—including Abraham’s nephew Lot! When Abraham heard about it, he decided to go rescue Lot. Was Abraham a king? No. Did he have a big army? No. But he took his servants—just over 300 men—and attacked the kings at night, rescuing Lot and bringing him, possessions, and the people who were captured in the war back to Canaan.

When Abraham returned from the attack, the king of Salem came to meet with him. What was the king’s name? Look at Genesis 14:18. **[Choose a volunteer to read aloud Gen. 14:18.]** His name was Melchizedek (mel KIZ uh dek). Say that with me: Melchizedek.

Melchizedek was a priest and a king—like Jesus. We don’t know a lot about Melchizedek from Genesis 14. He may have been an appearance of God in human form or a mysterious man sent by God. But if we read the New Testament book of Hebrews, we see that Melchizedek points us to Jesus. Look at Hebrews 7:1-2. **[Choose a volunteer to read aloud Heb. 7:1-2.]**

Melchizedek blessed Abraham. He also blessed God, who gave Abraham victory over his enemies. In response, Abraham gave Melchizedek one tenth of everything he got from the battle. ”

3 CHRIST CONNECTION

SAY “ Melchizedek means ‘king of righteousness.’ Melchizedek reminds us of Jesus, an even greater priest and king who lives forever. Jesus died on the cross and rose again to bless all who trust in Him by providing forgiveness and eternal life. ”

(Tip: Use Scripture and the guide provided to explain how to become a Christian. Make sure kids know when and where they can ask questions.)

4 QUESTIONS FROM KIDS (3 minutes)

Show the “Unit 3, Session 2” questions from kids video. Prompt kids to discuss:

1. Does God bless everyone? Why?
2. How can you be a blessing to others?



THE STORY OF THE GOSPEL

5 MISSIONS MOMENT (3 minutes)

Show the Caldwell family photo and introduce each family member by reading the descriptions. You may choose to ask a different volunteer to read each description.

SAY “ The Cawldwells are just one family whom God used on mission. All followers of Jesus can point others to Him. Let’s thank God for families on mission and missionary families who are serving Him around the world. ”

Ask a volunteer to pray for the Caldwell family’s ministry and for any missionaries your church supports.

6 KEY PASSAGE ACTIVITY (5 minutes)

Show the key passage poster. Lead kids in reading aloud Psalm 135:5-6 together.

Write the first letter of each word in the key passage on a chalkboard or dry erase board, drawing a short blank after each letter. Show the key passage poster and invite kids to read the key passage aloud once or twice. Then remove the key passage poster. Challenge kids to take turns saying the key passage from memory, using the first letters as prompts.

SAY “ God blessed Abraham, and Abraham trusted God. He believed that God is in control. The words of these verses can help us remember what is true about God. We can trust Him. **Who is in control of everything? God is in control of everything in heaven and on earth. Nothing is outside of God’s good plan.** ”

Lead kids to sing “For I Know (Psalm 135:5-6).” You may also choose to sing a worship song of your choice.

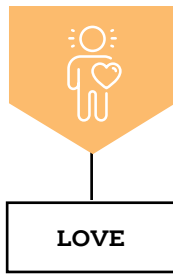
7 PRAY (2 minutes)

Invite kids to pray before transitioning from **LEARN** to **LOVE**.

SAY “ God Most High, thank You for Your Word. In this story about Abraham and Melchizedek, we see Your heart for Your people. You use ordinary people in Your plan. We bless You. Thank You for blessing us in so many ways and most greatly by giving us Your Son. Amen. ”

Transition from **LEARN** to **LOVE**





THE GOD OF THE GOSPEL

LOVE God by Applying the Story

1 REVIEW & BIBLE SKILLS (5 minutes)

Distribute Bibles and display the Old Testament Kingdoms Map. Explain that Abraham traveled to the land of Canaan with his wife Sarah and his nephew Lot. Abraham and Lot separated. Abraham went to Hebron **[Point to Hebron (14) on the map]**, and Lot lived near a city named Sodom. Explain that we don't know the exact location of Sodom, but it may have been near the Dead Sea. **[Point to the Dead Sea (16).]**

Consider comparing the Old Testament Kingdoms Map to a modern-day map to help kids understand where this story took place. (Tip: Locate the area in and around modern-day Israel.) Guide kids to open their Bibles to Genesis 14. Choose a volunteer to read aloud Genesis 14:18-20.

SAY “Melchizedek was a priest of God Most High—the one true God who called Abraham to be part of His plan to save sinners. God promised to bless Abraham with land and a family. He promised to bless the world through Abraham’s family. Melchizedek reminds us of Jesus, the greater Priest and King who came to earth to rescue sinners.”

2 GROUP DISCUSSION (10 minutes)

Ask the following questions. Lead the group to discuss.

SAY “What is a priest? What role did priests have in Bible times?”

Guide kids to recognize that priests are men whom God chose to do special work for him. In Bible times, priests came from one family—the family of Aaron, who we will hear about later. Priests led people to worship God through sacrifices and offerings. Point out that the first time a priest is mentioned in the Bible is with the introduction of Melchizedek.

(Option: Choose a volunteer to read Heb. 5:1.)

SAY “How should we respond to God’s blessings in our lives?”

Lead kids to recall that God gave Abraham the victory. Everything we have ultimately belongs to God. Blessing and success comes from God. Abraham gave a tenth of everything he got back to God. He gave God credit instead of pretending that his success came from himself. We honor God when we give Him credit and thanks for His blessings. We can give back tithes and offerings, showing trust for His provision.

(Option: Choose a volunteer to read Prov. 3:9.)

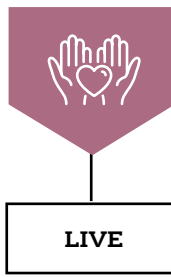
SAY “How can we point others to Jesus?”

Point out that as a priest of God, Melchizedek pointed Abraham to God who had given Abraham victory over his enemies. We too can point others to Jesus by acknowledging God’s blessings and blessing them by boldly telling what God has done for sinners through His Son, Jesus.

(Option: Choose a volunteer to read Eph. 1:3.)

Transition from **LOVE** to **LIVE**





THE MISSION OF THE GOSPEL

LIVE the Mission

1 ACTIVITY CHOICE (10 minutes)

☐ OPTION 1: MISSIONS IN ECUADOR



Distribute the “Missions in Ecuador” strips. Explain that each fact will match work that missionaries are doing to share the gospel in Ecuador. For example, the fact “Spanish is the main language” will match with “Missionaries study Spanish so they can communicate the good news of Jesus in the language most people speak.”

Ask a kid with an Ecuador fact to read her strips first. Then let the kid who thinks he has a match to read his strip and stand next to her. Allow time for every volunteer to read the facts and find their match.

SAY “Missionaries all over the world find different ways to share the gospel depending on the country, culture, and people. We can do the same where we live. People from all over the world might live in the communities around us. We can get to know them, bless them, and tell them about Jesus.”

☐ OPTION 2: HEY, WHAT’S THAT? GAME



Instruct kids to form pairs. To begin, one player will be the pointer. She will pound her fist twice into her other hand as she says, “Hey, what’s ...” and then she will point somewhere and finish, “... that?”

The partner must look in the opposite direction to earn a point. If the partner looks in the direction the pointer is pointing, he loses a point. Play additional rounds as time allows, switching roles between rounds.

SAY “We point to things we want others to see. Today’s Bible story is a bit unusual. Melchizedek comes out of nowhere—this priest and king who blesses Abraham. We hear about Melchizedek again later in the Bible because he ultimately points us to Jesus. Jesus is an even greater priest and king who lives forever. Jesus died on the cross and rose again to bless all who trust in Him by providing forgiveness and eternal life.”

2 JOURNAL AND PRAYER (5 minutes)

Distribute journal pages and pencils. Guide kids to think about and answer the questions listed on the page. As kids journal, invite them to share their ideas.

- What does this story teach me about God or the gospel?
- What does the story teach me about myself?
- Are there any commands in this story to obey? How are they for God’s glory and my good?
- Are there promises in this story to remember? How do they help me trust and love God?
- How does this story help me to live on mission better?

Review the gospel and encourage kids to speak with you or another teacher if they have questions. Then pray, asking God to give kids understanding of His Word. Praise Him for planning all along to send Jesus and for choosing to use people in His good plan. As time allows, lead kids to complete “Make the Connection” on the activity page.