

UNIT 2 | SESSION 1

## SIN ENTERED THE WORLD

GENESIS 3

**CHRIST CONNECTION:**

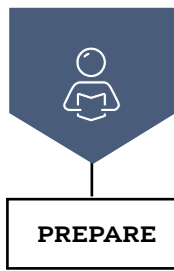
Since Adam and Eve, all people have been sinners. God sent Jesus to rescue us from sin.

**BIG PICTURE QUESTION:**

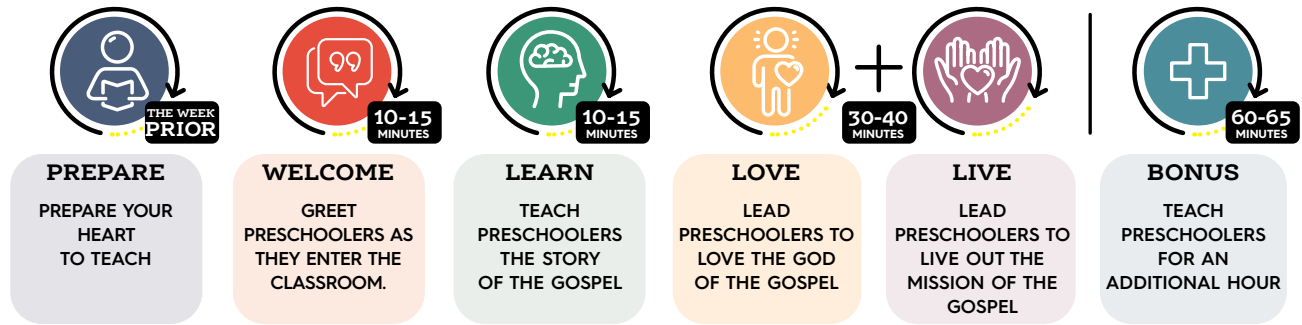
What does it mean to sin? We sin when we disobey God.

**KEY PASSAGE PHRASE:**

Everyone makes wrong choices. Romans 3:23



## YOUR HEART TO TEACH



## LEADER Bible Study

Does the story of the fall surprise you? How could Adam and Eve—who had everything they needed—rebel against a loving God? Do you think you would have acted differently?

Adam and Eve’s story is our story. Think about the last time you blatantly sinned. What lies were you believing in that moment? Satan wants us to believe the same lie that Eve believed: *Maybe God is holding out on me. Maybe He isn’t good or loving. Maybe I would do a better job than Him.* Do you ever wonder if you know better than God?

Before the fall, Adam and Eve enjoyed a loving, two-way relationship with God. The garden was a true paradise. God filled the garden with good gifts so that they might enjoy them and give Him thanks. This glorifies God. All of that changed when Adam and Eve gave in to the serpent’s temptation.

Adam and Eve desired something more: the wisdom the fruit offered. But when their eyes were opened, they didn’t get what they hoped for. Instead, they were aware of their nakedness. They felt ashamed. Surely the Lord’s heart broke at their act of disobedience and rebellion. Can you think of a time your own sin produced regret and sorrow?

Because of their sin, God cast Adam and Eve out of the garden. Though they did not

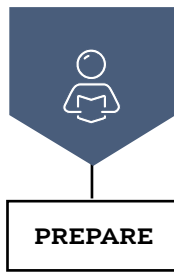
die right away, sin’s effect was immediate and thorough. Their lives and their children’s lives—and the lives of all of humanity—would be forever affected by their choice. We see this in the world around us. We experience God’s grace, but we are very aware that the world is broken. It was not meant to be this way.

Sin is a big problem that needs a big solution. At just the right time, God sent His Son into the world, born as a baby. Matthew 1:21 says, “You are to name him Jesus, because he will save his people from their sins.”

As the kids you teach become increasingly aware of the bad news—that we are all sinners from birth—rejoice with them over the good news: “Christ Jesus came into the world to save sinners” (1 Tim. 1:15).

### TERMS TO KNOW:

**The Fall:** The first sin of Adam and Eve that brought judgment upon both nature and mankind. By rejecting God’s authority and choosing to eat the fruit God had forbidden, Adam threw God’s creation into chaos.



YOUR HEART TO TEACH

## GATHER Supplies

Keep a supply of the following items available during all teaching sessions: Allergy Alert, Bibles, washable markers, crayons, scissors (adult use), blunt-tipped scissors, construction paper, copy paper, glue sticks, glue, tape, baby dolls, blocks, play dough, and a beanbag.



WELCOME

### Create a garden with blocks

- small artificial plants and flowers
- artificial flowers
- vinyl toy animals
- large pieces of green and blue paper
- Big Picture Question Poster



LEARN

### Review the Bible story connection

- Bible Story Picture Poster
- piece of plastic fruit

### Learn the key passage phrase

- Key Passage Phrase Marker
- Key Passage Phrase Poster
- index cards



LOVE

### Color a mural

- large sheet of paper

### Make fruity trail mix

- variety of dried fruits
- fruit flavored cereals
- small cracker snacks
- small pretzels
- O-shaped cereal
- large plastic bowl
- large spoon
- small bowls
- plastic spoons
- napkins

### Spell with magnetic letters

- 2-3 sets of magnetic letters
- metal cookie sheets
- index cards



LIVE

### Plant a garden

- artificial plants and flowers
- floral foam block
- plastic flowerpots

### Open gifts

- small gifts items appropriate for preschoolers such as stickers, rubber balls, or small containers of play dough, 1 per child
- tissue paper
- yarn or ribbon

### Snack and transition

- snacks
- Activity Page, 1 per child



BONUS

### Toss a ball and say your favorite fruit

- small ball

### Say the key passage phrase

- Key Passage Phrase Marker
- index cards or cards used earlier in “Learn the key passage phrase”

### Play a game

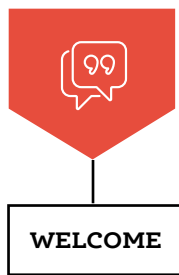
- small item to hide in a child’s hands

### Work puzzles

- puzzles depicting animals, fruit, or people
- index cards used earlier in “Say the key passage phrase”

### Wash plastic fruit

- dishpan
- towel
- plastic fruit
- wash cloth
- vegetable scrub brush
- water



Provide as many learning activities as possible from the *Love* and *Live* sections to give preschoolers choices to learn. Incorporate the Bible story, the Christ connection, and key passage phrase in your conversation as the preschoolers engage in learning activities throughout the session.

## WELCOME

Use the following activity to greet children as they enter the classroom. Talk about the big picture question and answer. After each child completes the welcome activity, encourage him to participate in the activities provided from the *Love* and *Live* sections of the leader guide.

### CREATE A GARDEN WITH BLOCKS

Lay the blocks, animals, plants, artificial flowers, and paper on a table or on the floor near the classroom door. As preschoolers enter the room, welcome and invite them to use the blocks, plants, flowers, animals, and paper to create a beautiful garden. Lead them to spread out the green paper to make the grass. Demonstrate how to twist the blue paper and lay it across the grass to make a river. Guide them to arrange blocks, animals, and plants on the paper to create a garden scene. As the children create their garden scene, show them the big picture question poster.

**SAY** “ You made a beautiful garden. God created a beautiful garden for Adam and Eve to live in. In our Bible story today, we are going to hear what happened when Adam and Eve disobeyed God’s one rule. They sinned. Do you know what it means to sin? We sin when we disobey God and make a wrong choice. ”

Transition from **WELCOME** to **LEARN**





## THE STORY OF THE GOSPEL

### **LEARN** the Bible Story

#### **1 PLAY "UP OR DOWN"**

Invite preschoolers to group time and direct them to stand. Explain you will say different situations or times a child makes a choice. If they think the child is making a right choice, the preschoolers are to jump up as high as they can. If they think the child is making a wrong choice, instruct them to sit on the floor. Give several quick scenarios such as a child picked up her toys, a child took her brother's toy without asking, a child set the table for dinner, a child disobeyed her parents, and a child helped care for her baby sister.

**SAY** “ Everyone, both children and adults, has choices to make and rules to follow. In our Bible story today, we will hear about Adam and Eve. They were the first people God created and God gave them a rule to obey. ”

#### **2 TELL THE BIBLE STORY**

Open your Bible to Genesis 3 and tell the following Bible story.

#### **SIN ENTERED THE WORLD**

**SAY** “ Adam and Eve lived in God's beautiful garden. God took care of them and gave them one rule: “Do not eat from the tree in the middle of the garden. If you do, you will die.”

One day, a sneaky snake told Eve, “You will not die. You will be like God.”

Eve wanted to be like God, so she ate it. Then Adam ate it too.

That evening, Adam and Eve heard God walking in the garden, so they hid. God asked, “Did you eat from the tree that I told you not to eat from?”

Adam said, “Eve gave me some fruit, and I ate it.”

Eve said, “The snake tricked me.”

Adam and Eve had disobeyed God. That is called sin. God said that because of their sin, bad things would happen. Life would be hard. But God promised that someone would come from Eve's family to make everything right.

God sent them away from the garden, but He still loved them. ”

Christ Connection: Since Adam and Eve, all people have been sinners. God sent Jesus to rescue us from sin.



## THE STORY OF THE GOSPEL

### 3 REVIEW THE BIBLE STORY CONNECTION

Instruct children to stand and form a circle. Lay the Bible story picture poster and Bible in the middle of the circle. Gently toss the piece of artificial fruit to a child. Prompt the child to say one thing he remembers from the Bible story. Then, instruct him to toss the fruit to another child. Encourage her to say one thing she remembers from the story. Continue until all the children have had a chance to tell a story detail. Consider asking preschoolers review questions if some have difficulty remembering a story detail. Some questions may include Where did Adam and Eve live? What was the one rule God gave Adam and Eve? Who told Eve to eat the fruit? What did Adam and Eve do when they heard God walking in the garden? What was Adam and Eve's punishment for disobeying God?

**SAY** “ God sent Adam and Eve away from the garden after they disobeyed Him. They did not follow His one rule. Since Adam and Eve, all people have been sinners and have made wrong choices. Sin keeps us from God. God loves us. He sent Jesus to rescue us from sin. ”

### 4 SING A SONG

Sing the song to the familiar tune of “The Bear Went Over the Mountain.”

“I can open my Bible, I can open my Bible, yes, I can open my Bible,  
And read about God's love. And read about God's love.  
And read about God's love. Yes, I can open my Bible, I can open my Bible,  
Yes, I can open my Bible, and read about God's love.”

### 5 LEARN THE KEY PASSAGE PHRASE

Write each word of the key passage phrase on an index card. Then, write the corresponding number according to word sequence in the phrase under the word. Place the key passage phrase marker at Romans 3:23. Invite a child to open your Bible to the key passage phrase. Read the phrase aloud. Lay the cards on the floor. Help the children to use the numbers to put the cards in order. Say the phrase together aloud. Keep the phrase cards to be used in “Say the key passage phrase” and “Work puzzles” during Bonus Teaching Hour.

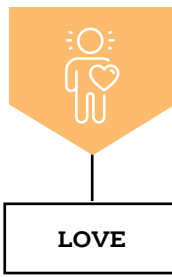
**SAY** “ Our key passage phrase tells us that everyone makes wrong choices. In our Bible story, God gave Adam and Eve one rule. They disobeyed God and broke that rule. They made a wrong choice. That is called sin. Because of their sin, bad things happen in our world. God promised to send Jesus to make everything right. ”

### 6 PRAY

Pray, thanking God for always loving us even when we disobey Him or make wrong choices. Thank God for sending Jesus to rescue us from our sin.

Transition from **LEARN** to **LOVE**





## THE GOD OF THE GOSPEL

### LOVE God because of what we learned

#### 1 COLOR A MURAL



Tape a large sheet of paper lengthwise on the wall at the preschoolers' eye level. Use a washable marker or crayon to draw a large, simple tree outline and some simple plants on the paper. Place the crayons on the floor in front of the paper. Invite children to color on the paper with crayons. Guide them to draw additional plants, flowers, or animals on the paper.

**SAY** “ We have been coloring a tree in a beautiful garden. Adam and Eve lived in a beautiful garden. God took care of them and gave them one rule: ‘Do not eat from the tree in the middle of the garden.’ But Adam and Eve disobeyed. They ate the fruit from that tree, and they made a wrong choice. Since then, all people have been sinners. You, me, and everyone makes wrong choices. Can you think of a wrong choice that you have made? Sin keeps us from God, but God loves us. He sent Jesus to rescue us from sin. ”

#### 2 MAKE FRUITY TRAIL MIX



Post an allergy alert. Wash your hands and instruct preschoolers to wash their hands. Place all trail mix ingredients on a table with a bowl and spoon. Invite each child to choose one or two ingredients and lead him to pour some of each ingredient into the plastic bowl. Help each child take a turn stirring the ingredients in the bowl after each addition. Place a spoonful of the mix into a bowl for each child and guide the children to be seated as they eat.

**SAY** “ We had fun making fruity trail mix. I like how you all worked together and followed instructions. In today’s Bible story, God gave Adam and Eve a rule not to eat from the tree in the middle of the garden. Adam and Eve disobeyed God’s rule and ate from that tree. They made a wrong choice. That is called sin. Bad things happened because they sinned, and they had to leave their beautiful garden. ”

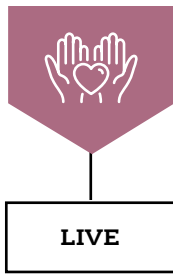
#### 3 SPELL WITH MAGNETIC LETTERS

Before the session, print these words in capital letters on index cards: GOD, JESUS, SIN, LOVE, ADAM, EVE, TREE. Lay cookie sheets, index cards with words, and magnetic letters on a table. Direct children to select a card and place it at the bottom of a cookie sheet. Help preschoolers spell the word on their card by finding and sticking magnetic letters onto a cookie sheet. Say the words as the preschoolers spell them. Help each child spell a few words using different word cards. As the children spell with the magnetic letters, help them understand sin by talking about different examples of wrong choices.

**SAY** “ We spelled different words. What were some of the words you spelled? Our key passage phrase reminds us everyone makes wrong choices. When we make wrong choices, we sin. Sin means we disobey God. Since Adam and Eve, all people have been sinners, but God promised that someone would come from Eve’s family to make everything right. God sent Jesus to rescue us from sin. ”

Transition from **LOVE** to **LIVE**





## THE MISSION OF THE GOSPEL

### **LIVE** for God out of love

#### 1 PLANT A GARDEN

Place a floral foam block in the flowerpot. Lay artificial plants and flowers next to the flowerpot. Direct preschoolers to place artificial plants and flowers in the flowerpot by poking the plant stems into the floral foam block. Encourage them to arrange several plant stems in the foam block.

**SAY** “ Good job planting flowers and plants. God created the world. He created a beautiful garden full of plants for Adam and Eve. God took care of Adam and Eve. But Adam and Eve made a wrong choice by eating from the tree in the middle of the garden. They disobeyed God. How do you think they felt when they disobeyed God? ”

#### 2 OPEN GIFTS

Before the session, gather enough small presents for each child in your group. Gifts may be stickers, rubber balls, or small containers of play dough. Be sure none of the gifts are a choking hazard. Wrap each individual gift in tissue paper and secure it with tape.

Form a circle on the floor. Tell children you will stand away from the circle and toss gifts into the circle. Boys and girls may pick up a gift that falls near them. Instruct them to hold their unopened gifts until everyone has one. Invite preschoolers to open their gifts at the same time.

**SAY** “ A long time ago, Jim and Elisabeth Elliot were a missionary couple. They went into a jungle called the Amazon to tell people about Jesus. The people had never heard about Jesus. When Jim and his friends wanted to make friends with the people in the jungle, they dropped gifts from an airplane! They wanted the people to know they were kind and wanted to be their friends. The best gift they wanted to give them was to know Jesus. They told many people about Jesus. Because Jim and Elisabeth Elliot were not afraid, obeyed God, and chose to be friendly, many people today know Jesus. ”

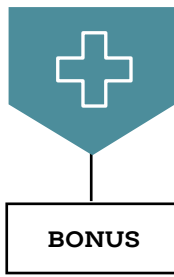
#### 3 SNACK AND TRANSITION

Post an allergy alert. Serve the snack. As children eat, review and talk about the Bible story. When children finish snack, lead them to complete the activity page. As they work, continue talking about the Bible story and emphasize the Christ connection.

| **SAY** “ Since Adam and Eve, all people have been sinners. God sent Jesus to rescue us from sin. ”

Remember to communicate helpful information to the bonus teaching hour leaders. If parents are picking up children at this time, tell them something their child did well during the session. Distribute the big picture cards for families. Encourage parents to engage with the family discussion starters and family activities during the week.





## TEACHING HOUR

# **BONUS** Teaching Hour Group Time

### **1 TOSS A BALL AND SAY YOUR FAVORITE FRUIT**

As children form a circle, toss a small ball to a child. Say your favorite fruit. Encourage the child who caught the ball to toss it to another child while saying her favorite fruit. Continue until every child has a turn. Tell the children we will hear a story about Adam and Eve. God gave them a beautiful garden to live in. God also told them that they had one rule to obey.

### **2 TALK ABOUT THE BIBLE STORY**

Open the Bible to Genesis 3. Use the summarized points below to talk about the Bible story.

#### **SIN ENTERED THE WORLD**

- Adam and Eve lived in God's beautiful garden.
- God took care of them and gave them one rule: "Do not eat from the tree in the middle of the garden. If you do, you will die."
- The snake tricked Eve, and she ate fruit from the tree God said not to eat from. Then Adam ate it too.
- That evening, Adam and Eve heard God walking in the garden, so they hid.
- Adam and Eve had disobeyed God. That is called sin. God said because they sinned, bad things would happen. But God promised that someone would come from Eve's family to make everything right.
- God sent them away from the garden, but He still loved them.

### **3 SING A SONG**

Sing the song below to tune of "The Bear Went Over the Mountain."

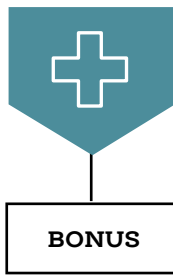
"I can open my Bible, I can open my Bible, yes, I can open my Bible,  
And read about God's love. And read about God's love.  
And read about God's love. Yes, I can open my Bible, I can open my Bible,  
Yes, I can open my Bible, and read about God's love."

### **4 SAY THE KEY PASSAGE PHRASE**

Place the key passage phrase marker at Romans 3:23. Invite a child to open the Bible to the key passage phrase. Say the phrase aloud. Distribute index cards used earlier in "Learn the key passage phrase." Guide children to line up in numerical order holding their card. Say the verse again. If cards are not available, write each word of the key passage phrase on an index card. Then, write the corresponding number according to word sequence under the word.

### **5 PRAY**

Pray, thanking God for loving us and for sending Jesus to rescue us from our sin.



## TEACHING HOUR

### **BONUS** Teaching Hour Activities

#### 6 **PLAY A GAME**



Direct children to sit in a circle with their hands behind their backs. Guide them to bow their heads and close their eyes. Walk around the circle, and quietly hide a small item in a preschooler's hands. Say the phrase, "God is walking in the garden," to the children. Prompt the children to lift their heads while keeping their hands behind their backs. Go around the circle and lead each child to guess which child is hiding the item in his hands. When everyone had made their guess, lead the child with the item to hold it up. Continue playing the game as time allows.

**SAY** “ After Adam and Eve disobeyed God, they hid from God in the garden. Do you think we can hide from God? We cannot hide from God. God said because of Adam and Eve’s sin, life would be hard. But God also promised Eve that someone would come to make everything right. God sent Jesus to make everything right. ”

#### 7 **WORK PUZZLES**

Place index cards with the key passage phrase written on them used earlier in “Say the key passage phrase” and wooden puzzles on a table. Help preschoolers put the key passage phrase cards in order using the numbers on each card. Read the phrase to the children and invite them to repeat it back to you. Encourage the preschoolers to select puzzles. As they put the puzzles together, talk about the Bible story and review the key passage phrase.

**SAY** “ Everyone makes wrong choices. If an adult told you to pick up your toys and you did not, that is a wrong choice. God took care of Adam and Eve and placed them in a beautiful garden. God sent Adam and Eve away from the garden after they disobeyed Him. How do you think Adam and Eve felt when they had to leave the garden? Since Adam and Eve, all people have been sinners. Sin keeps us from God, but God loved us so much that He sent Jesus to rescue us from sin. ”

#### 8 **WASH PLASTIC FRUIT**

Fill the container  $\frac{1}{3}$  full of warm water. Lay the towel, washcloth, brush, and plastic fruit on the table. Guide children to place the fruit in the water and wash it with the cloth and vegetable brush. When a piece of fruit has been washed, show preschoolers how to dry it with a towel.

**SAY** “ We washed fruit. Why do you think it is good to wash fruit before we eat it? Fruit is good for us to eat. What is your favorite fruit to eat? In today’s story, God gave Adam and Eve one rule not to eat the fruit from the tree in the middle of the garden. Adam and Eve broke the rule. Adam and Eve disobeyed God and made a wrong choice. ”

Release preschoolers to parents according to your church’s security procedure. Tell them something that their child enjoyed doing or did well during the session.