



UNIT 1 | SESSION 1

GOD CREATED THE WORLD

GENESIS 1

KEY PASSAGE:

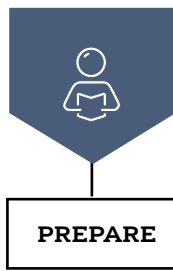
Psalm 19:1

BIG PICTURE QUESTION:

Why did God create everything? God created everything for His glory and our good.

CHRIST CONNECTION:

Jesus is Lord over all of creation. The Son has always existed. The Bible says everything was created by Him and for Him, and He holds everything together. All of creation exists to bring God glory.



PRIOR TO TEACHING THE SESSION



LEADER Bible Study

The Bible begins where we would expect it to: with the beginning of all of creation. But the beginning that Genesis 1:1 speaks of is not the beginning of everything. It was not the beginning of God. God is eternal—He has no beginning and no end. He has always existed. So the beginning in this session’s Bible story is the beginning from our perspective. It is humanity’s beginning.

You might notice that the Bible story stops a little earlier than you might be used to: before God created Adam and Eve. That happened on Day 6, along with the animals of the earth, but that is not included here because that will be covered in the next session in much more detail.

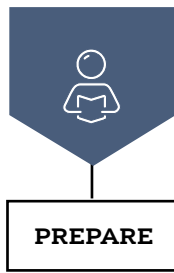
Instead, for this session, take your time to emphasize three things:

First, that God created everything from nothing. God did not create like we do—by taking some raw materials like clay and making a beautiful sculpture. Instead, God made everything that exists—everything we see and even that we don’t see—simply by speaking it into existence from nothing. That’s important because it teaches us that everything belongs to God because He made it all and also how powerful He is to be able to create the universe by speaking it into being.

Second, that God created everything with order. Not only do we see that God created the different kinds of plants and trees as well as animals according to their different kinds, but we also see an orderly pattern in the days of creation. God created by separating things on days 1-3 (light from darkness; sky from water; and then land from oceans) and then He filled what He had created on days 4-6 (the stars, sun, and moon in the heavens; birds and fish in the sky and waters; animals on the land).

Third, that God created everything for a reason—to bring Himself glory. We will talk a lot more about this during this unit, and all of our study through Scripture. But for now help your kids see that everything exists to show how good God is—to show His glory for all to see.

DAYS OF CREATION	
Separated	Filled
Day 1: Light from darkness	Day 4: Sun, moon, stars
Day 2: Sky from water	Day 5: Birds and fish
Day 3: Land from oceans	Day 6: Animals



PRIOR TO TEACHING THE SESSION

GATHER Supplies

Keep a regular supply of the following items available at all times: Bibles, pens or pencils, markers, crayons, colored pencils, scissors, glue or tape, paper.



WELCOME

Activity Page

- “Fill It In” activity page

Session Starter (Option 1)

- index cards
- clipboards

Session Starter (Option 2)

- construction blocks or play dough
- stopwatch or timer



LEARN

Introduce the Session

- countdown video

Big Picture Question

- Big Picture Question Poster

Review the Timeline

- Giant Timeline

Tell the Bible Story

- “God Created the World” video
- Bible Story Picture Poster

Questions from Kids

- “Unit 1, Session 1” questions from kids video

Missions Moment

- “All About the Americas” missions video
- world map

Key Passage Activity

- Key Passage Poster
- “The Heavens Declare (Psalm 19:1)” song
- worship song of your choice (optional)



LOVE

Review & Bible Skills

- Small Group Timeline and Map Set
- world map



LIVE

Activity Choice (Option 1)

- “Missions Questions” printable
- soccer ball or other inflatable ball

Activity Choice (Option 2)

- Big Picture Question Poster

Journal and Prayer

- Journal Page
- “Creation Match” activity page



WELCOME Kids

Greet each kid as he or she arrives. Use this time to collect the offering, fill out attendance sheets, build relationships, and help new kids connect to your group.

SAY “ Think about a time you created something. Why did you create it? Did your creation turn out like you had planned? ”

1 ACTIVITY PAGE (5 minutes)

Invite kids to complete “Fill It In” on the activity page.

SAY “ When we create things, we might gather supplies to create something for a school project or make something to eat or build a fort to play in. But God created differently. Today’s Bible story is about how God created the world. Let’s find out how and why God created everything. ”

2 SESSION STARTER (10 minutes)

OPTION 1: DESCRIBE AND DRAW



Before the session, write the names of various created things on separate index cards. (Examples: clouds, earth, ocean, flower, tree, sun, moon, stars, bird, fish, cow, snake, giraffe) Prepare one per kid.

Instruct each kid to find a partner. Tell partners to sit back to back. Give partner 1 a piece of paper, a marker, and a clipboard. Give partner 2 a creation card.

Explain that partner 2 will describe to partner 1 how to draw the creation named on the card. She may not say what it is. Partner 1 will draw based on partner 2’s instructions and try to guess the creation.

When a partner guesses the creation, give them a new card and paper so they can switch roles and play again.

SAY “ Was it easy or hard to draw something just by hearing about it? Imagine trying to draw something you have never seen before! When God created the world, He made everything out of nothing. Let’s hear more. ”

OPTION 2: QUICK CREATIONS

Choose two volunteers to compete in a creation contest. Give them construction blocks or play dough and explain that they will have 30 seconds to form something you name.

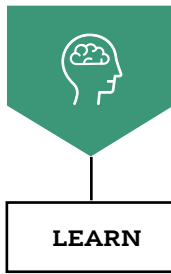
Announce something volunteers can create with their supplies. (Examples: clouds, earth, ocean, flower, tree, sun, moon, stars, bird, fish, cow, snake, giraffe) Start a timer.

After 30 seconds, call for the volunteers to stop. Instruct them to display their creations for the group. Kids may clap for the creation they like better. Play additional rounds, choosing two new volunteers to form a different creation each time.

SAY “ Great job, everyone! How do your creations compare to the real thing? [Pause for kids to respond.] When God created the world, He didn’t use clay or sticks or anything. He created everything out of nothing—just by speaking! We will hear more in today’s Bible story about creation. ”

Transition from **WELCOME** to **LEARN**





THE STORY OF THE GOSPEL

INTRODUCE the Bible Story

1 INTRODUCE THE SESSION (3 minutes)

Show the countdown video as you transition to introduce the Bible story. Set it to end as the session begins.

SAY “ Hello, everyone! I’m [your name], and I am so glad to see you. If you have your Bible with you today, hold it up! [Provide Bibles for kids who need one.] The Bible is God’s Word. It tells us the wonderful story of God’s plan to rescue sinners.

Now, maybe you’ve thought that the Bible is too hard to understand or too long or too old. Or maybe you aren’t even sure what the Bible is about. Or maybe you’ve heard stories from the Bible since you were little. No matter how familiar or unfamiliar you are with the Bible, I am excited for you to join me each week as we learn more about God—who created us and loves us—and about the good news He has for us. ”

2 BIG PICTURE QUESTION (1 minute)

SAY “ Today and over the next couple of weeks, we are going to be thinking about a big picture question. The big picture question helps us learn and remember something that is true about God or ourselves. It reminds us that beyond the smaller details of a Bible story, God is working out a greater plan.

Our big picture question is, **Why did God create everything?** Now that is a great question. Have you ever wondered why God created everything? Does anyone have any ideas? [Pause for kids to respond.] Here’s the answer: **God created everything for His glory and our good.** Can you remember those two reasons? His glory and our good. God’s glory shows His importance and greatness. Let’s say it together: **Why did God create everything? God created everything for His glory and our good.** ”

3 REVIEW THE TIMELINE (1 minute)

Show the giant timeline. Point to individual Bible stories as you review.

SAY “ Every created thing has a beginning. Our Bible story today comes from the first chapter in the Book of Genesis, which is the first book in the Bible. The word genesis means ‘beginning.’

Our Bible story today starts at the beginning of all created things. It’s called ‘God Created the World.’ Some people have different ideas about how the world started and where everything came from. Let’s find out what God says in His Word. ”



THE STORY OF THE GOSPEL

LEARN the Bible Story

1 TELL THE BIBLE STORY: VIDEO OR STORYTELLER (10 minutes)

Open your Bible to Genesis 1. Use the Bible storytelling tips to help you tell the story, or show the Bible story video “God Created the World.” Use the bolded text to retell or review the story.

GOD CREATED THE WORLD

“ In the beginning, nothing existed except for God. God created the heavens and the earth. The earth had no shape, and darkness covered the earth. The Spirit of God was there, hovering over the waters.

God spoke: “Let there be light!” What God said happened. God saw that the light was good, and He separated the light from the darkness. God called the light “day,” and He called the darkness “night.” Evening came, and then morning came. That was the first day.

God spoke again: “Let there be a space between the waters to separate them.” What God said happened. He made a space between the water that was on the earth and the water above the earth. God called the space “sky.” Evening came, and then morning came. That was the second day.

God said, “Let the water under the sky be gathered into one place, and let the dry land appear.” What God said happened. God called the dry land “earth,” and He called the gathered water “seas.” God saw that it was good. Then God said, “Let the earth make plants and trees with fruits and seeds.” What God said happened. Plants and trees grew according to their kinds, and God saw that it was good. Evening came, and then morning came. That was the third day.

Next, God placed lights in the sky. God created the sun to shine during the day and the moon and stars to shine at night. God gave us lights to shine on the earth, to separate day from night, and to help us track time in days and years. God saw that it was good. Evening came, and then morning came. That was the fourth day.

Next, God made creatures that move and swim in the water. He made birds to flap their wings and soar across the sky. God saw that it was good. God told the animals to multiply, and they filled the seas and the sky. Evening came, and then morning came. That was the fifth day.

Then God made more animals—livestock, creatures that crawl, and wildlife—to live on the earth according to their kinds. When God said it, it happened. And God saw that all of it was good.

Christ Connection: Jesus is Lord over all of creation. The Son has always existed. The Bible says everything was created by Him and for Him, and He holds everything together. All of creation exists to bring God glory. ”

STORYTELLING TIPS

Use hand motions:

As you tell the story, use hand motions as you describe what God created. For example, move your hands up and down like waves to represent water or form a circle as the sun.

Call for active listening:

Instruct kids to listen for the word **good**. Every time kids hear it, they should give a thumbs up.



THE STORY OF THE GOSPEL

2 REVIEW THE BIBLE STORY

SAY “What an incredible story! Have you ever looked around and wondered how everything started? The Bible tells us that God is the Creator of all things.

Open your Bible to Genesis 1. Who can tell me what God did to create everything? Look at verse 3. [Choose a volunteer to read aloud Genesis 1:3.] God didn’t just combine or rearrange existing things to make something new; God made everything from nothing. He spoke and it happened. God said, ‘Let there be light,’ and there was light!

God separated the light from the darkness, the sky from the water, and the land from the oceans. Then He filled His creation—with plants and trees, the moon and stars, and all kinds of animals.

Now, there was something all of God’s creation had in common. Did you notice what it was? [Choose volunteers to read Gen. 1:4,10,12,18,20,24.] God saw that everything He made was good.

When God created the world, it was just how He wanted it. God rules over all He has made. He is King, and He is good. **Why did God create everything? God created everything for His glory and our good.**

Now, wait a second. After God created animals, He wasn’t finished creating. We left out a very important part of creation. Do you know what it is? [Allow kids to respond.] That’s right—people! God also made people on the sixth day. We will hear more about that the next time we meet. ”

3 CHRIST CONNECTION

SAY “This is the first story in the Bible. Every Bible story fits together to tell one big story about God’s plan to rescue sinners through His Son, Jesus. We will see how each story in the Bible points to Jesus. As you think of the story of creation, remember that Jesus is Lord over all of creation. The Son has always existed. The Bible says everything was created by Him and for Him, and He holds everything together. All of creation exists to bring God glory.

God made us to bring Him glory, but as we will see as we read the Bible, sin has ruined the perfect world He created. We all sin, and that’s why Jesus came to die for us and rise again. ”

(Tip: Use Scripture and the guide provided to explain how to become a Christian. Make sure kids know when and where they can ask questions.)

4 QUESTIONS FROM KIDS (3 minutes)

Show the “Unit 1, Session 1” questions from kids video. Prompt kids to discuss:

1. Where did God come from? Did someone create God?
2. What is your favorite part of creation? What does it reveal about the Creator?



THE STORY OF THE GOSPEL

5 MISSIONS MOMENT (3 minutes)

SAY “ Many people around the world have never heard that God made them and loves us. God calls Christians to tell others about Him and about His Son, Jesus. A missionary is a follower of Jesus who is sent out to make more disciples for Jesus among the nations and peoples of the earth.

Sometimes the United States of America is shortened to just be called ‘America,’ but did you know that other places are also part of the world we call ‘the Americas’? There’s North America, Central America, and South America. Missionaries live in each of these areas of the world, sharing the gospel. ”

Show the Americas regions on a world map. Then play the missions video. Close in prayer, asking God to open the ears of people in the Americas who will hear about Him.

6 KEY PASSAGE ACTIVITY (5 minutes)

Show the key passage poster. Lead kids in reading aloud Psalm 19:1 together.

SAY “ Psalm 19:1 is part of a song in the Bible. This verse says that creation shows us what God is like. Let’s work on memorizing Psalm 19:1. ”

1. Instruct kids to stand in a circle. Choose one kid to begin by saying the first word of the key passage.
2. The kid to his left should say the second word, and so on around the circle until kids say the entire verse.
3. Repeat as time allows. As kids learn the verse, remove or cover the key passage poster.

SAY “ Memorizing God’s Word helps us remember what is true about God and about ourselves. Keep working this week to memorize Psalm 19:1. ”

Lead kids to sing “The Heavens Declare (Psalm 19:1).” You may also choose to sing a worship song of your choice.

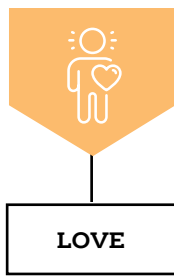
7 PRAY (2 minutes)

Invite kids to pray before transitioning from **LEARN** to **LOVE**.

SAY “ Lord, You are our Creator. We look at the world You made and see that You are powerful and loving and good. Help us see the beauty You designed all around us and praise You. Amen. ”

Transition from **LEARN** to **LOVE**





THE GOD OF THE GOSPEL

LOVE God by Applying the Story

1 REVIEW & BIBLE SKILLS (5 minutes)

Distribute Bibles and display the Old Testament Mediterranean Map. Guide kids to open their Bibles to Genesis 1. Explain many of the stories in the Bible take place in the areas shown on the map. Consider comparing the Old Testament map to a modern-day map to help kids understand where some of the stories in Genesis might have taken place.

Choose a volunteer to read aloud Genesis 1:1.

SAY “ In the beginning, God created the heavens and the earth. This is the first sentence in the Bible, and it tells us how everything came into being. This is the beginning of the whole story of the Bible. The whole Bible is about how God rescues sinners through His Son, Jesus. He started with creation. **Why did God create everything? God created everything for His glory and our good.**

We will see in coming weeks how God’s perfect world was ruined by sin. But all along, God was working out His plan to send His Son to rescue us. Jesus is Lord over all of creation. The Son has always existed. The Bible says everything was created by Him and for Him. He holds everything together. (Colossians 1:16-17) ”

2 GROUP DISCUSSION (10 minutes)

Ask the following questions. Lead the group to discuss.

| **SAY** “ How do we know there is a God? ”

Invite kids to share their thoughts. Lead them to discuss how all of creation points to its Creator. Encourage kids to think about God when they see a colorful sunset or the intricate details of a leaf.

(Option: Choose a volunteer to read Romans 1:20.)

| **SAY** “ If you were to create a new world, what would it be like? How would you create it? ”

Encourage kids to describe an ideal world. Remind them that when God created the world, it was perfect. Explain that the world is not perfect now because of sin. But one day Jesus will come and make all things new.

(Option: Choose a volunteer to read Rev. 21:5.)

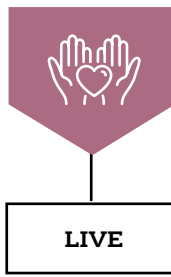
| **SAY** “ In what ways are we like God the Creator? How are we different from Him? ”

Allow kids to discuss their ideas. Encourage them to think about what they learned about God from the Bible story. Point out how God created; He also gives us skills, intelligence, and knowledge to create and bring beauty into the world through things like art and music. Remind kids that unlike God, people are limited to create with existing things. God is the ultimate Creator, and everything—including people—depends on Him for life and purpose.

(Option: Choose a volunteer to read Ex. 35:31-32.)

Transition from **LOVE** to **LIVE**





THE MISSION OF THE GOSPEL

LIVE the Mission

1 ACTIVITY CHOICE (10 minutes)

OPTION 1: SOCCER PASS



Ask kids to sit in a circle. Explain that soccer is the most popular sport in Central and South America.

Challenge kids to pass a ball around the circle using their feet. Kids can pass to the player next to them or to someone across the circle, but all players must touch the ball at least once.

When the ball gets around the circle, ask a question about missions from the “Missions Questions” printable. Call on kids to answer the question. Then play again.

SAY “Remember that people in our country and in nearby countries need to hear about Jesus. Whether God calls us to go far away or stay nearby, we will have opportunities to share the gospel wherever we are.”

Close in prayer, thanking God for Christians in the Americas who tell others about Him.

OPTION 2: DAYS OF CREATION GAME



Instruct kids to stand in a semi-circle and look up to the ceiling. When you say, “Look down,” each kid should hold up his fingers to show any number from 1 to 6. You will also hold up 1 to 6 fingers.

Call on a kid holding up the same number of fingers as you to name something God created on that day. (3 fingers = Day 3)

Play again, holding up a different number of fingers each time. Accept general or specific answers for each day of creation. (Day 1: light; Day 2: sky; Day 3: earth, sea, plants, trees; Day 4: sun, moon, stars; Day 5: birds, fish; Day 6: livestock, wildlife)

SAY “Jesus is Lord over all of creation. The Son has always existed. The Bible says everything was created by Him and for Him, and He holds everything together. **Why did God create everything? God created everything for His glory and our good.**”

2 JOURNAL AND PRAYER (5 minutes)

Distribute journal pages and pencils. Guide kids to think about and answer the questions listed on the page. As kids journal, invite them to share their ideas.

- What does this story teach me about God or the gospel?
- What does the story teach me about myself?
- Are there any commands in this story to obey? How are they for God’s glory and my good?
- Are there promises in this story to remember? How do they help me trust and love God?
- How does this story help me to live on mission better?

Review the gospel and encourage kids to speak with you or another teacher if they have questions. Then pray, praising God for His wonderful creation. Pray that kids would seek to know and love their Creator. As time allows, lead kids to complete “Creation Match” on the activity page.